

Rest Corporate Insurance Guide



Effective 2 April 2024

The information in this document forms part of the Rest Corporate Product Disclosure Statement (PDS), effective 2 April 2024. You should read the PDS in conjunction with this Insurance Guide.



Inside this guide

01	Welcome to your insurance with Rest	4
02	Insurance basics	6
03	How you'll get cover	10
04	When cover starts	12
05	Getting, increasing or making changes to your cover	14
06	Types of cover in detail	21
07	What's not included in your cover	27
08	Things that can affect your cover	29
09	What your cover costs	32
10	Making a claim and getting back on track	38
11	What the terms mean	40
12	Good to know	50
13	Premium tables	53

Disclaimer

This Insurance Guide contains important information and forms part of the PDS for Rest Corporate. The PDS, Additional Information on Fees and Costs, Investment Guide and Your Employer Plan Summary contain important information you should consider before making a decision to invest in Rest Corporate.

This document contains general information only and it does not take into consideration your financial situation, objectives or needs. Before acting on the information or deciding whether to acquire or hold a product, you should consider its appropriateness, our Financial Services Guide, the Target Market Determination (which outlines the types of members Rest Corporate is designed for) and the PDS and speak with a financial adviser before making a decision about Rest Corporate. These documents are available at rest.com.au or you can obtain a paper copy free of charge by contacting us.

Issued by Retail Employees Superannuation Pty Limited ABN 39 001 987 739 AFSL 240003 ('Rest', 'the Trustee', 'we', 'our' or 'us') as trustee of Retail Employees Superannuation Trust ABN 62 653 671 394 (the Fund).

Insurance cover is provided through group life policies issued by TAL Life Limited, ABN 70 050 109 450 AFSL 237848 (TAL or the Insurer) to the trustee. TAL has given and not withdrawn its consent to statements about its privacy policy in this Insurance Guide and its use in connection with any request for personal information. To the extent that there is any inconsistency between this document and the insurance policies issued by TAL, the terms of the insurance policies prevail.

Where the death, terminal illness or disability occurred before the date of this Insurance Guide, terms and conditions are set out in the Rest Corporate PDS and Rest Corporate Insurance Guide applicable as at the date of death, terminal illness or disability.

Rest Advice is provided by Link Advice Pty Ltd ABN 36 105 811 836, AFSL 258145 (Link Advice). Rest Advisers are staff members of Rest and provide advice as authorised representatives of Link Advice. Rest Digital Advice is provided by Link Advice. Rest Advice may be accessed by members without incurring additional fees for simple advice. An advice fee may be payable for complex advice. You should read the Rest Advice Financial Services Guide, which you can obtain by calling us on 1300 300 778, before accessing these services.

Information in this document is up to date at the time of preparation, but we may make changes from time to time. Any changes that are not materially adverse will be updated on our website at rest.com.au/governance

Find the answers fast

Your cover explained

Default cover	A package of cover chosen by your employer that could include Income Protection, Total and Permanent Disability and Death cover	7
Choose your cover	Choose the types and amounts of cover to suit you	14
Special offer to increase cover	Top up your Default cover within the special offer period	15
Life Event cover	Increase your cover as your financial needs change	17
Income Protection (IP) cover	Receive a monthly payment if you're ill or injured and can't work for a while	22
Total & Permanent Disability (TPD) cover	Get financial help if it's unlikely you'll ever work again because of illness or injury	25
Death cover	Make sure your loved ones are taken care of if you die or become terminally ill	26

Your questions answered

How do I make changes?	Increase, decrease or cancel your cover easily online	14
Can I transfer my insurance?	Transfer your Income Protection, Total and Permanent Disability and/or Death cover to Rest from another provider	17
What is underwriting?	Extra health and/or financial details you may need to provide when applying for cover	19
What are exclusions & limitations?	Learn what may not be covered, the limits and restrictions that might apply on different types of cover	28
Am I covered?	Know when you're covered and when you're not	29
What does it cost?	Work out your weekly premiums	32
How do I make a claim?	Starting a claim is as easy as calling us	38

Other important info

The technical stuff	Explaining the legal and technical terms we use in this guide	40
Good to know	Find out about our contract with the Insurer, how we manage your privacy, and what to do if you have a complaint	50

01

Welcome to your insurance with Rest

At Rest, we're helping over 1.9 million* Australians like you to enjoy a better life now, and in retirement. That's why we offer straightforward, quality, affordable insurance for our members who'd like insurance as part of their super.

This guide will help you:

- understand your insurance cover
- tailor your cover to suit your life
- make a claim if you need to.



Prepare for what life throws at you

Illness, injury, even death, are all part of life. Whatever life throws your way, insurance can help take financial care of you and your loved ones.



You're in control

Our online tools will help you work out the cover you need. You can reduce or cancel your insurance or apply for more cover at any time – it's your choice.



Less complicated

Premiums are deducted each month from your super account, so it's easy to manage and you know exactly how much your insurance costs.



When it matters

Starting a claim is as easy as calling us. From then on, our online claims process makes assessment simpler and payment faster – to help you through when it matters.



Simple, straightforward, fair

At Rest, we're committed to taking insurance out of the 'too hard basket' – by being transparent, fair, respectful, honest, timely and offering cover that's good value for money. This means you can rely on Rest to:

- provide insurance cover options that are right for you
- give you greater certainty of whether you're covered
- improve the way we handle claims and support you.

To learn more, visit rest.com.au/insurance

02

Insurance basics

Insurance can look after you and your loved ones financially if your Income stops or is reduced due to illness, injury or death. It helps to ease the financial pressures of meeting medical and living expenses when there's less or no other money coming in.



On the go

Check your cover, change your details or make a contribution any time in the Rest App.

Or login to MemberAccess at rest.com.au/memberaccess and click 'Insurance'.

What we offer

We offer three types of insurance – Income Protection (IP), Total and Permanent Disability (TPD), and Death cover (which can be paid early if you suffer a Terminal Illness) – so you can choose the type of cover that's right for you.



Income Protection (IP) cover

A monthly payment to live on if you can't work for a while because of illness or injury. You can tailor your cover by choosing how long you'd like to receive payments for, and how long you want to wait before you get the first payment. The options you choose will affect how much your insurance costs.



Total and Permanent Disability (TPD) cover

A lump sum payment to help relieve the financial pressure if you're unlikely to ever work again due to illness or injury.



Death cover

A lump sum paid to your beneficiaries or estate if you die. This can be paid as a pension (under certain conditions). Death cover can also be paid in advance if you become Terminally Ill.

Default cover

To keep things even more simple, we've created Default cover – a simple, affordable insurance package of IP, TPD and Death cover.

Salary based cover

For Permanent Employees or Fixed Term Contractors working at least 15 hours per week, your employer can choose from the following designs for Default cover, or an alternate design. Default cover will be based on your Salary* except where you have fixed cover.

Death cover (including Terminal Illness)	Percentage of Salary* for each year (and complete months) of Future Service (for example 5, 10, 15, 20, 25% of Salary) to age 65 or 70 OR Fixed cover (a set sum insured) for example \$100,000 OR Multiples of Salary (3, 4 or 5 times Salary)
Total and Permanent Disability cover	Percentage of Salary* for each year (and complete months) of Future Service (for example 5, 10, 15, 20, 25% of Salary) to age 65 or 70 OR Fixed cover (a set sum insured) for example \$100,000^ OR Multiples of Salary (3,4 or 5 times Salary)^
Income Protection cover	87% of your Salary (includes a 12% super component) Waiting Period – choose from 30, 60 or 90 days Benefit Period – choose from 2 years, 5 years or up to Age 65.

Your Default Salary based cover will be no less than the levels shown in the 'Minimum cover levels' section on page 42.

* For the definition of Salary, please refer to page 44.

^ TPD tapering will apply. See page 25 to learn more.

Unit based cover**

For casual employees or employees working less than 15 hours per week, you'll get a certain number of units depending on your age and the type of cover you have.

Death cover	1 unit at age 18, increasing to 5 units by age 35
Total and Permanent Disability cover	2 units
Income Protection cover	5 units, Waiting Period - 60 days, Benefit Period - 5 years

The value of each unit per age can be found in the premium tables on pages 58-65.

If you were a Permanent Employee or Fixed Term Contractor working at least 15 hours per week when you received cover, and your hours reduce to less than 15 per week, or you become casual, you will maintain your cover, but your cover may reduce in line with your income if it's calculated based on your income.

When you'll get it

There are different ways you can get insurance when you join Rest.

- 01 You'll get **Default cover automatically** when we receive a mandatory employer contribution after you're 25 years or older and have \$6,000 or more in your super account.
- 02 You can **choose to take out Default cover within 180 days of starting your current job**, if you don't meet the age and account balance rules.
- 03 Or you can **apply for a specific type and amount of cover** that suits you at any time.
- refer to section 5, 'Getting, increasing or making changes to your cover' starting from page 14.

Your cover will depend on you meeting eligibility criteria, such as receiving mandatory employer contributions as well as terms and conditions. Exclusions may apply, so please read this guide to understand how and when you're covered.

You're in control

The best insurance for you is a balance of what you need and what you can afford.

If Default cover isn't enough to meet your needs, you can top it up by applying for more cover. If you don't want all three types of Default cover - or any cover at all - that's OK too. You can opt-out of Default cover, or you can reduce or cancel your cover whenever you like.



All references in this document to amounts of Default cover are to the default package of insurance chosen by your employer.

Please refer to Your Employer Plan Summary we'll send to you shortly after you join Rest Corporate for the specific design that applies to you.



The Default cover provided will be limited to no more than the **Automatic Acceptance Limit (AAL)** under your employer's plan. If your proposed level of cover exceeds your employer's AAL, you may apply for that higher level of cover and select the insurance tab or complete the 'Application for insurance Rest Corporate' form available at rest.com.au/forms. Further medical or other evidence may be requested by the Insurer.

**Only available for specific employer plans.



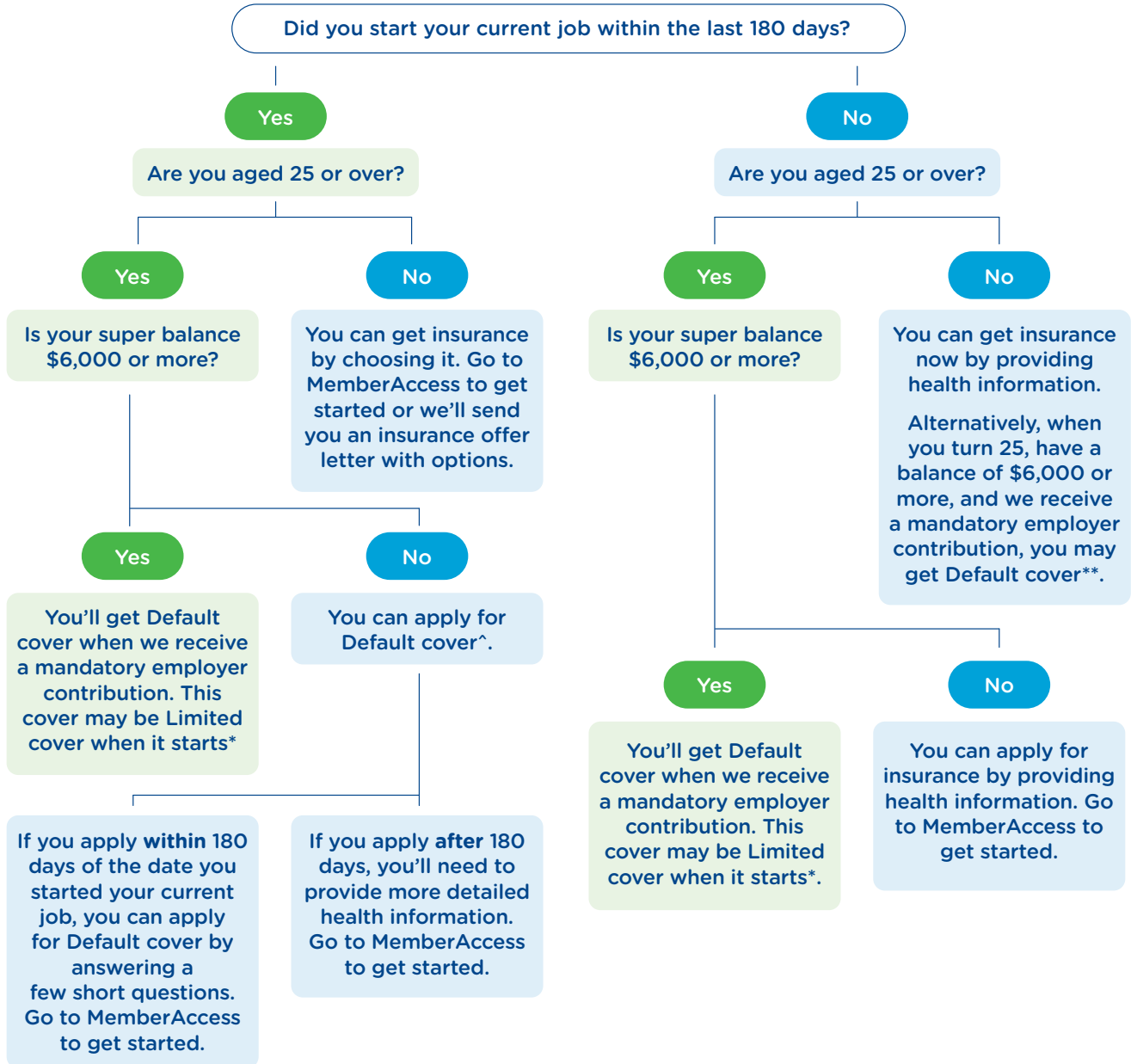


03

How you'll get cover



How to get insurance cover



What's MemberAccess?



MemberAccess is our online portal that helps you keep track of your super 24/7. You can manage your insurance via rest.com.au/memberaccess and clicking on the Insurance tab, where you'll be able to access the insurance options available to you. These can include applying for Default cover (if you don't have it), applying to increase existing cover or reduce cover - just to name a few.

* Conditions apply depending on your Active Employment status. See Limited cover definition on page 42.

** Default cover will be provided unless you have chosen and been covered for any of the types of Default cover offered as Default by your employer previously. This means that if you had chosen Death only cover previously, you will not receive Total and Permanent Disability and Income Protection cover when you turn 25, reach an account balance of \$6,000 and receive your next employer contribution.

[^] You can choose to opt into Default cover within 180 days from starting your current job. You don't need to opt into all Default cover types at once. If you opted into each cover type at a different date, the commencement date of each type of cover will be the later of the date you opted into that cover and the date of the first mandatory employer contribution.

Existing Default members of a new participating employer may have an alternate opt-in period. We'll let you know about this in your insurance offer letter.

04

When cover starts

Check when your cover will start depending on your personal situation.

Got more than one Rest account?

If we find you've got more than one Rest Corporate account, we'll merge them. If you have unit based Default cover, only one insurance benefit can be paid when you're making a claim, and if the cover amounts on each account are different, the higher cover amount will be the insured amount.

If you've paid insurance premiums where we've identified duplicate cover, we'll refund to you the costs paid on the duplicate account with respect to the duplicate insurance cover.

You are	Type of cover	When your cover starts
Age 25 or over and have a super account balance of \$6,000 or more (automatic Default cover)	Default cover	Automatically when we receive the next mandatory employer contribution from your employer after you meet the age and account balance eligibility requirements as long as you haven't chosen or had any Default cover previously under this account.
Under Age 25 and choose Default cover (with any super account balance)	Default cover	<p>If you choose Default cover within 180 days of the date you started your current job, cover starts when we receive the next mandatory employer contribution from your employer after your choice. The contribution must be made within 180 days of the date you chose Default cover.</p> <p>If you apply for Default cover more than 180 days after the date you started your current job, you'll need to provide health information and be underwritten before your cover can start. You'll also need to have a minimum balance of \$1,000 in your super account when cover is accepted.</p> <p>If your application is declined, Default cover will still start automatically if we receive a mandatory employer contribution after you later meet age and account balance eligibility requirements.</p>
Age 25 or over with an account balance under \$6,000 and you choose Default cover	Default cover	<p>If you apply for Default cover within 180 days of the date you started your current job, it starts on the date we receive a valid 'Choose your insurance cover' application from you. You'll need to satisfy the health and work related questions, and have enough money in your super to cover premiums.</p> <p>If you apply for Default cover more than 180 days after the date you started your current job, you'll need to provide health information and be underwritten before your cover can start, and have a minimum balance of \$1,000 in your super account when cover is accepted.</p> <p>If your application is declined, Default cover will still start automatically if we receive a mandatory employer contribution after you later meet account balance eligibility requirements.</p>
Applying for extra cover	Voluntary cover	The date your application is approved by our Insurer.

Things to know

- Your Default cover may be Limited cover. This means you're only covered for new illnesses or injuries, and you won't be able to claim for conditions that you had before your cover started. Page 28 further explains what we mean by Limited cover.
- If you've chosen Default cover, but it hasn't started yet, you'll get interim accident cover equal to your chosen Default cover. See the 'Cover in the meantime' section on page 18 for more details.

Cooling-off period

If you receive Default cover automatically, you've chosen it, or you've been accepted for insurance you applied for, you have 14 days from the date of our cover confirmation letter to cancel your cover and not pay premiums. If you applied for additional cover, the 14 day cooling-off period will only apply to the additional cover.

If you cancel your insurance after the 14-day cooling off period, the date of cancellation will be the date we receive your request and you will pay premiums up until this date.



Keep your insurance switched on

If you stop working, or move jobs, it's important to tell us, so your Rest insurance cover remains relevant to you. Your insurance will 'switch off' if there's no contribution to your super account for 13 continuous months and you don't tell us you'd like to keep your insurance.

Your insurance cover can be turned on again if you contribute to your account within 28 days of your cover switching off, or by letting us know you want to keep your insurance within 60 days of it being switched off. The same type and amount of cover you had will be switched back on. In addition to the above, you'll need to have enough money in your account, or top up your account to pay for any premiums and fees owed before we turn your cover back on. See page 31 for more details.

05

Getting, increasing or making changes to your cover

If you didn't automatically receive or choose Default cover, or if Default cover's not quite right for you, that's no problem. This section explains the options available to change your cover.

- 01 A special offer to increase your cover
- 02 Apply for Default cover if you don't have it
- 03 Apply to increase your cover
- 04 Making changes to your cover
- 05 Transfer insurance to Rest
- 06 Apply for extra cover at important times in your life
- 07 Underwriting and health information explained

01 A special offer to increase your cover

If your Default cover has recently started, you may be able to take advantage of the special offer to increase your cover without providing health information (subject to the Automatic Acceptance Limit and eligibility conditions).

You can increase your Salary based cover under this offer by:

- Death and Total and Permanent Disability
 - increasing the percentage of Salary used to calculate your Death and TPD cover by up to 10% (increments of 5% up to a maximum of 25%) where your employer has chosen the 'Salary times years of Future Service' design

OR

- increasing the multiple of Salary up to one level only (to a maximum of five times Salary) where your employer has chosen the 'multiple of Salary' design.
- Income Protection
 - There is no special offer for Income Protection Salary based cover.

You can increase your unit based cover under this offer by:

- Death and TPD – an extra 2 units of Default cover
- Income Protection – increase your Default cover above 5 units with Voluntary units of cover up to the lesser of:
 - 77% of Income (plus 12% of your monthly benefit paid to your super)* and
 - \$10,000 per month.

If you choose Default cover within 180 days of the date you started your current job or receive it automatically, the special offer is available for 90 days from the date of our letter to you confirming your Default cover with Rest has started.

If you take up this special offer, the additional cover will commence on either the date your Default cover commences or the date we accept your application for additional cover, whichever is the latest date.

In some circumstances, your additional cover may be subject to Limited cover (see the 'When does Limited cover apply to Default or special offer cover?' section on page 28 for more details).

To take advantage of this special offer, login to MemberAccess at rest.com.au/memberaccess and click on the Insurance tab, or call us on **1300 300 778**.

02 Apply for Default cover if you don't have it

If you haven't received Default cover automatically, and you didn't choose it within 180 days of the date you started your current job, you can apply for cover by logging into MemberAccess at rest.com.au/memberaccess, and click on the Insurance tab or completing an 'Application for insurance Rest Corporate' form at rest.com.au/forms and emailing it to us.

You'll get interim accident cover for Income Protection, TPD and/or Death (depending on the types of cover you've applied for) while your application's being assessed by our Insurer. See 'Cover in the meantime' on page 18 for more details.



Once your application has been accepted you'll need a super balance of at least \$1,000 before your cover can start.

03 Apply to increase your cover

If you have cover already but decide that you need more, you can apply to increase the cover online by selecting the insurance tab in MemberAccess or by completing the 'Application for insurance Rest Corporate' form.

The additional cover you can apply for can include Default cover (in line with your employer's chosen design), Voluntary cover, or both, depending on the amount and type of cover you require. See page 16 for details.

You can find the 'Application for insurance Rest Corporate' form on our website at rest.com.au/forms. Please ensure you have read and understood the information in this Insurance Guide before completing this form.

For each type of insurance, the Insurer may request further health and/or financial evidence to complete its assessment.

Depending on the level of cover you are applying for, additional evidence may be needed to meet our Insurer's underwriting requirements. Please refer to page 19 for any additional information you must provide.

* Additional cover for IP will be issued as Voluntary cover, as applicable based on your sum insured. Premiums for Voluntary cover consider age, gender and occupation, and additional IP cover may not be available for some occupations. From 31 May 2024, Voluntary cover premiums for members with unit based cover is no longer rated by gender.

04 Making changes to your cover

You can change your Default Death and Default TPD cover

Cover type	Default cover options	Minimum age	Maximum age
Death cover** (including Terminal Illness) and/or TPD cover	<p>For Salary times Future Service to age 65 or 70 design, you can choose 5%, 10%, 15%, 20% up to a maximum of 25%.</p> <p>For multiple of Salary design, you can increase or decrease your level of cover – your cover can be 3, 4 or 5 times your Salary.</p> <p>You can also cancel this cover.</p> <p>Any increases to cover are subject to underwriting.</p>	15	69

You can also apply for Voluntary Death and Voluntary TPD cover, which will provide you with fixed* cover

Cover type	Voluntary cover options	Maximum cover	Minimum age	Maximum age
Voluntary Death	Apply for additional cover in \$1,000 units (Salary based cover) or \$10,000 units (unit based cover) **	Unlimited	15	69
Voluntary TPD	Apply for additional cover in \$1,000 units (Salary based cover) or \$10,000 units (unit based cover) **	\$5 million	15	69

Any Increases to cover are subject to underwriting.

*The value of Voluntary TPD units reduces from age 60.

**For unit based cover, you can increase Default cover to 5 units. Any additional cover above this will be Voluntary units (rounded up to the next unit).

You can change your Default IP cover

Cover type	Cover options	Maximum cover	Minimum age	Maximum age
IP	<p>You can change your Default 60 day Waiting Period to a 30 day or 90 day Waiting Period. You can also change your default Benefit Period (increases in the Benefit Period are subject to underwriting).</p> <p>If the change results in a decrease to your Waiting Period, and a claim arises, your previous Waiting Period will apply for 30 days after your application to change is accepted. You can also shorten your Benefit Period at any time (if there is a shorter one available).</p> <p>You also have the option to cancel your IP cover.</p>	<p>For Salary based cover: \$30,000 (subject to up to 87% of your Salary)</p> <p>For unit based cover: up to the lesser of:</p> <ul style="list-style-type: none"> - 77% of Income (plus 12% of your monthly benefit paid to your super) or - default cover plus \$30,000 per month. 	15	64 [^]

For Salary based cover, as Default IP cover is already calculated based on the maximum cover available of 87% of Salary, Voluntary IP cover is generally not provided unless you reach the Automatic Acceptance Limit under your employer plan. For unit based cover, you can have up to 5 units of Default cover. Any additional cover above this will be Voluntary units (rounded up to the next unit).

You are able to opt-out of receiving Default cover before it automatically commences or, once you have cover you can cancel at anytime. You can also reduce your Death and/or TPD cover. For unit based cover, all Voluntary cover must be cancelled before Default cover can be reduced. To opt-out of Default cover, decrease or cancel your cover, please read the information provided in this guide and consider your needs carefully. To opt-out of Default cover, complete the 'Choose your insurance' form at rest.com.au/forms or call us on 1300 300 778. To change or cancel your cover, go to rest.com.au/memberaccess, or complete the 'Change your insurance Rest Corporate' form at rest.com.au/forms or call us on 1300 300 778.

[^]Cover ceases at 70 for unit based cover.

05 Transfer insurance to Rest

If you already have Income Protection, TPD or Death cover with another super fund (including another Rest product) or insurance provider, and are under age 65 at the time of application, you can apply to transfer this cover into your Rest Corporate account.

- No need to provide full health information – just answer a few questions
- Any limitations, restrictions or exclusions on the insurance transferring to Rest will still apply
- Your waiting and benefit periods for IP at Rest will be the equivalent of your transferred cover. If we can't match these exactly, we'll offer you:
 - the next longest Waiting Period. For example, a 45 day Waiting Period will be converted to a 60 day Waiting Period
 - the next shortest Benefit Period. For example, a 10 year Benefit Period will be converted to a 5 year Benefit Period.
- All of your IP cover will change to this design.

You can transfer up to:

- Death and TPD – the lesser of \$1,000,000 and the cover you held under the policy you're transferring to Rest
- IP – the lesser of 87% for Salary based cover (86.24% for unit based cover), and \$20,000 per month.

These amounts are also subject to the maximum level of cover (see the 'Making changes to your cover' section on page 16 for more details).

If you have unit based Default cover (or if you are not covered, you would be eligible for unit based cover based on your employment status), transfer cover will be provided as Default cover up to 5 units (including, if applicable, your current level of cover) then Voluntary units for the balance. If you don't have unit based Default cover, transfer cover will be Voluntary cover.

To transfer your insurance, head to rest.com.au/memberaccess and click 'Insurance' or visit rest.com.au/forms to download an 'Application to transfer insurance cover' form.



Let's keep in touch

If your contact details change, let us know by updating them on the Rest App or online in MemberAccess at rest.com.au/memberaccess

That way, you're always in the loop with any changes to your insurance.

06 Apply for extra cover at important times in your life

Some events in life really make us take a closer look at our financial needs and our responsibilities to those close to us. It could be getting married, having kids or losing a partner.

Our Life Event cover lets you increase your cover when you reach a key milestone – just by answering a few questions. You'll just need to apply within 90 days of the event, or within 90 days of the date we sent your most recent annual statement (as long as the event was within 12 months of that date).

You'll need to be under age 65 at the time you apply for Life Event cover and you can only apply for one Life Event increase every 12 months.

A Life Event is when you:

- get a Salary increase of 10% or more from your employer
- marry or start a de facto relationship
- become a parent (by birth or adoption)
- have a dependent child starting primary school, secondary school, or tertiary education
- take out a mortgage on an owner-occupied home
- get divorced or end a de facto relationship
- suffer the death of your spouse or de facto partner
- first become eligible for a Carer Allowance from Centrelink.

You can apply for:

- Death and TPD – up to \$200,000
- IP – up to \$2,000 per month.

These amounts are also subject to the maximum level of cover (see the 'Making changes to your cover' section on page 16 for the maximum cover that will apply). If you have unit based Default cover, Life Event cover will be provided as Default cover (rounded up to the next unit, up to a maximum of 5 units including your current cover) then Voluntary units for the balance (rounded to the nearest unit). If you don't have unit based Default cover, Life Event cover will be Voluntary cover.

To apply for Life Event cover, login to MemberAccess at rest.com.au/memberaccess, and click on the Insurance tab. Or complete our 'Life event insurance cover' form available at rest.com.au/forms and return it to us. You'll get interim accident cover for Income Protection, TPD and/or accidental Death cover (depending on the types of cover you've applied for) while your application's being assessed by our Insurer (see the 'Cover in the meantime' section on page 18 for more details).



Cover in the meantime

You'll get interim accident cover for Income Protection, TPD and/or Death cover (depending on the types of cover you've applied for) while your application's being assessed by our Insurer.

This applies to applications for Default cover, Voluntary cover or Life Events cover.

How much?

Interim cover will be at the level you've applied for:

- up to \$1,000,000 for Death or TPD cover, and/or
- \$10,000 per month for Income Protection depending on the types of cover you've applied for.

For how long?

If you've chosen Default cover but it hasn't started yet, you'll get interim accident cover until the earliest of:

- the date your Default cover starts (when we receive the next mandatory super contribution from your employer after you've chosen Default cover or become automatically eligible)
- 90 days from when we receive your 'Choose your insurance' form or you become eligible for automatic Default cover.

Otherwise, you'll be covered from the date we receive your application until the earliest of:

- the date your application for insurance is accepted or declined
- 90 days from the date we receive your application for insurance
- the date you cancel your application for insurance
- the date an interim accident benefit becomes payable
- the date you die
- the date you reach the maximum expiry age for cover
- the date you stop being a member of Rest
- the date the insurance policy (for the type of cover you're applying for) terminates.



Underwriting and health information

When you apply for insurance, you may be asked about your health so we can consider any risk factors. Generally, the more cover you apply for, the more information you'll need to give.

If you're applying for Default cover within 180 days of the date you started your current job, transfer of cover, or Life Event cover, we may ask you some questions about your job, any illness or injury, and previous claims or insurance.

If you're applying for Default cover after 180 days of starting your current job, or Voluntary cover, we'll need more detailed health information from you. This is called underwriting, where our Insurer looks at all the risk factors that may increase the likelihood of your death or disability before a certain time, such as:

- age and gender
- occupation
- medical history, current health and habits
- family medical history
- pastimes and hobbies (including the dangerous ones)
- where you live.

The more information we have, the better our Insurer can understand your current situation. It's important to provide all the information requested, and to be honest and accurate, otherwise you may not be covered when you need to make a claim.

Our Insurer will accept or decline your application after assessing the information you provide. Sometimes your application will be accepted with special acceptance terms, such as an exclusion, based on the information you provide.

If you cancel your cover and apply again later, you'll need to provide health and financial information again.

The underwriting process



Cooling off period

If the Insurer accepts your application for cover, we will write to you to confirm the type, level, cost of cover and any special acceptance terms. You will have 14 days from the date of our confirmation letter to cancel your application and have your previous level of cover (if any) reinstated, provided you have not exercised any rights under the newly requested cover.

Any difference in insurance costs between the old and the new cover will be adjusted. Any requests for reduction in your cover received after 14 days from the date of our confirmation letter will be effective from the date we receive your request. Any previous types or levels of cover will not be reinstated and no retrospective adjustment to your insurance costs will apply.



Get the right advice

Feel more confident about your future by getting professional advice about your super and insurance. Simple personal advice about your Rest account is generally available to you at no extra cost. There will be additional costs for more complex advice, but we'll always talk to you about this fee first.

Visit rest.com.au/advice where you can complete our simple Insurance Needs Analyser to get an idea about how much insurance might be right for you. Or you can book in a call with a Rest Adviser*.

*Rest financial advice is provided by Rest Advisers as authorised representatives of Link Advice Pty Ltd ABN 36 105 811 836, AFSL 258145 (Link Advice). Rest Digital Advice is provided by Link Advice.



06

Types of cover in detail

Learn more about the types of cover Rest offers:

- Income Protection
- Total and Permanent Disability
- Death (including Terminal Illness)





Income Protection (IP)

You and your family depend on your ability to earn an Income. If you got sick or injured and couldn't work at all, or can only work at a reduced capacity, could you pay the bills while you got better? Income Protection can help provide some money to live on if your regular work is interrupted due to illness or injury for a while.

Default IP cover

If you have Salary based cover:

You'll be paid the lesser of 87% (includes a 12% super component) of your Pre-Disability Salary, your IP amount insured and \$30,000 per month. The income and super components may be different if your employer has chosen a design other than Default. Your Employer Plan Summary will provide details of the level of IP cover, if you have any. If you have or are eligible to have Salary based cover, the maximum age to receive or take out IP cover is 65.

If you have unit based cover:

You'll be paid the lesser of 86.24%* of your Pre Disability Income (PDI) which comprises of 77% of your PDI as an income component paid to you and 12% of that income component paid to your super (super component); and your IP amount insured; and \$30,000 per month. If you have or are eligible to have unit based cover, the maximum age to receive or take out IP cover is 69.

You are eligible to receive an IP benefit if you are Totally Disabled or Partially Disabled continuously for more than the Waiting Period. Benefits for Partial Disability are proportionately less than benefits for Total Disability (see pages 48 and 49 for definitions of Total and Partial Disability).

The benefit starts accruing after your Waiting Period has ended (30, 60 or 90 days depending on which option you are insured for) and continues while you are disabled up to the end of the Benefit Period (up to 2 years, up to 5 years, up to age 60 or up to Age 65, depending on which option you are insured for). IP Benefits cease on the earliest of the end of the Benefit Period, the date you turn age 65*, on your death or when you are no longer disabled.

The benefit is paid monthly in arrears from the end of the Waiting Period. For example, if your Waiting Period is 60 days, benefits will start to accrue from the 61st day and the first monthly benefit will be paid to you a month later.

If you have Income Protection insurance, it's important to contact us if you stop working for an extended period of time. The IP benefit paid considers income earned from working over the last 12 months (unless you are in a leave without pay arrangement - see page 30), so if you stop working, it could affect your ability to receive a benefit payment or the benefit amount.

Waiting Period

Your waiting period will be the period that must expire after you become Totally Disabled before you can receive payment of a Total Disability or Partial Disability benefit. Please refer to page 45 for more details.

Your employer will nominate a default waiting period of either 30, 60 or 90 days. You can change your Waiting Period to 30, 60 or 90 days at any time. If the change results in a decrease to your Waiting Period, and a claim arises, your previous Waiting Period will apply for 30 days after your application is accepted.

The costs for a 90 day Waiting Period are lower than for a 60 day Waiting Period.

Benefit Period

This is the maximum period that the IP benefit will be paid (see the definition on page 41).

The Default cover for Salary based employees provides a Benefit Period which is chosen by your employer (2 years, 5 years or to age 65). For Casual and employees who work less than 15 hours per week, the Benefit Period is 5 years. You can choose to shorten your Benefit Period to either 2 years** or 5 years at any time, if there is a shorter one available. You can apply to increase your Benefit Period if a longer one is available by providing health information and/or other evidence the Insurer requires. Generally, costs for a 2 year** or a 5 year Benefit Period are lower than for the long-term Benefit Period up to age 65 (to age 60 for Casuals and employees who work less than 15 hours per week).

The super component

For Salary based cover, the default IP cover includes a 12% super component paid into your Rest account to substitute employer contributions while you are sick or injured and unable to work.

Here's an example of how it works:

- Pre-Disability Salary = \$5,000 (monthly income)
- Income component (75%) = \$3,750 (paid to you before tax)
- Super component (12%) = \$600 (paid to your Rest account and subject to contribution tax)

For unit based cover, 12% of your monthly IP benefit will be paid into your Rest Corporate account, so your retirement savings will continue to grow.

If you close your Rest account, a new Rest account will be opened to receive the super component.

*IP cover ceases at 70 for members with unit based cover.

**not available for members with unit based cover.

What happens if I need to make a claim?

You may be able to claim an IP benefit if you stopped working due to injury or illness for the whole Waiting Period (Total Disability). You may also be able to claim if you stopped work for at least 7 of the first 12 days of the Waiting Period, then returned to work up until the end of the Waiting Period at partial capacity (Partial Disability).

If Rest's Insurer determines you're eligible to receive an IP benefit, the monthly income benefit will be paid directly to you by Rest's Insurer and the super component will be paid to your Rest Corporate account.

The first monthly income benefit is usually made at least one month after the Waiting Period has finished. IP benefit payments are assessed on a monthly basis and will continue to be paid to you until you can be reasonably expected to return to your usual job, however this benefit can only be made until the end of the Benefit Period or the date your cover would have ceased due to age (65 for Salary based cover, 70 for unit based cover).

Insurance premiums for Income Protection will be waived while a Total Disability or Partial Disability benefit is payable to you.

What might affect the amount of my Income Protection benefit?

If you are claiming an IP benefit and are receiving, or may be entitled to receive income benefits (during a month where a Total Disability or Partial Disability Benefit is payable) in connection with the same injury or illness, we'll need to factor in these benefits. This only affects the monthly income benefit, not the super component. Examples of other sources are:

- sick leave, personal or other employer paid leave (but not including annual leave or long service leave)
- workers' compensation, accident compensation, statutory compensation, pension, social security or similar scheme but not including Centrelink, Department of Veterans' Affairs, or other Government benefits that are unrelated to personal exertion
- benefits from an insurance policy, including an income protection type policy, loan protection insurance policy, or similar policy, but not including a total and permanent disability payment
- any out of court settlement sum or award of money sum by a court, tribunal, arbitrator or government body
- an amount payable under the unwritten law or legislation in any other jurisdiction, including the Department of Veterans' Affairs (or replacement or equivalent agency).

These payments will only reduce your monthly income benefit if the combined amount of your:

- benefit payable and benefit offsets are more than 77% for unit based cover (or 75% for Salary based cover) of your Pre-Disability Income if you're receiving a Total Disability Benefit; or
- post-disability income, benefit payable and benefit offsets are more than 100% of your Pre-Disability Income if you're receiving a Partial Disability benefit.



Case study

Here is an example of how benefit offsets may affect your IP benefit. The information contained in this example is illustrative only.

Rachel is a 27 year old Marketing Assistant and has been off sick due to injuring herself at work. Before her injury, Rachel was earning **\$6,200** per month (also known as Pre-Disability Salary).

Following the Waiting Period, Rachel is Totally Disabled for work, and entitled to receive 87% of her Salary (which includes a 12% super component) under her Default IP cover, which is split as follows:

Monthly benefit payable = \$4,650

Super component = \$744

Rachel is also receiving Workers' Compensation payments of **\$2,000** per month.

Rachel's combined income is calculated as the sum of her monthly Workers' Compensation payment and monthly benefit payable ($\$4,650 + \$2,000 = \mathbf{\$6,650}$)

As the combined income of \$6,650 exceeds 75% of her Pre-Disability Salary ($\$6,200 \times 75\% = \mathbf{\$4,650}$), the monthly benefit will be reduced, but only by the amount required so that the combined income does not exceed 75% of her Pre-Disability Salary ($\$6,650 - \$4,650 = \mathbf{\$2,000}$)

The monthly benefit paid to Rachel is calculated as follows: $\$4,650 - \$2,000 = \mathbf{\$2,650}$

The super component paid to Rachel's Rest account is not affected by any IP benefit offsets.

Note: Benefit offsets are assessed on a monthly basis. If Rachel's circumstances change, for example her Workers' Compensation payments cease, this will impact the monthly benefit payable.

What happens if I have Income Protection cover at another fund?

If you have IP cover with another fund as well as Rest, you can claim on both, but one will be offset against the other.

You may be able to:

- extend your Waiting Period with Rest until the payment period with your other policy ends, so benefits don't cancel each other out (see the definition of Waiting Period on page 45 for further details)
- cancel your Rest IP cover and receive a refund for premiums for the overlap period of cover up to 6 years (if your Rest IP cover was received automatically or you chose it within 180 days of starting your current job, and you're also insured for automatic IP cover with another fund). You'll no longer be covered by Rest for IP or be eligible to claim. You'll need to tell us when you lodge a claim if this applies to you.

Are benefits adjusted for inflation?

Yes. To help you keep up with the cost of living, while you're on claim, your IP benefit is adjusted each year in line with inflation with the lesser of:

- 5% for Salary based cover (or 3.5% if you have unit based cover); or
- the annual Consumer Price Index (CPI). If the CPI is zero or negative, your benefit will stay the same.

The first adjustment happens 12 months after the end of your Waiting Period, and then every 12 months while you continue to be paid a benefit.

When does an Income Protection benefit stop?

Your benefit stops on the earliest of:

- when you're no longer Totally Disabled or Partially Disabled
- at the end of your Benefit Period
- at the cover expiry age (age 65 for Salary based cover or age 70 for unit based cover)
- if you die.

What if I suffer another condition while still on IP claim, or get ill or injured again soon after I go back to work?

You'll only receive one IP benefit at a time from Rest Corporate, even if you're Totally or Partially Disabled because of more than one injury or illness.

If you stop getting a benefit, and you become Totally or Partially Disabled again within 12 months from the same or related cause, you won't need to go through the Waiting Period again as long as your cover hasn't stopped.

However if your Benefit Period is 2 years or 5 years, your Benefit Period will be adjusted to take into account previous claim payments. If more than 12 months have passed, you'll need to go through the Waiting Period again but any previous claim payments will not reduce your new Benefit Period.





Total and Permanent Disability (TPD)

Relieve some of the financial pressure and take care of the people who need you most, if you're unlikely to ever work again because of illness or injury.

TPD cover is paid as a lump sum. You can use it to reduce debts, pay medical expenses, or help to fund permanent lifestyle changes, like moving, or modifying your home for better accessibility. A full definition of Total and Permanent Disability can be found on pages 46 and 47.

Default TPD cover

Salary based cover:

For Permanent Employees or Fixed Term Contractors working at least 15 hours per week, your employer can choose one of the following designs for TPD cover:

- fixed cover (a set sum insured) for example \$100,000
- multiples of Salary (3, 4 or 5 times Salary)
- percentage of Salary (for example 5, 10, 15, 20, 25%) times years of Future Service
- an alternate design.

Unit based cover:

- a fixed sum insured amount of \$28,600* at most ages
- cost and amount of Default cover both depend on your age
- maximum age to take out TPD cover is 69.

Voluntary TPD cover

- extra cover you can take out on top of your Default TPD
- you can take out any extra amount that suits your needs, up to \$5 million (subject to Insurer approval)
- each voluntary unit provides \$1,000 of cover (for Salary based cover) or \$10,000 per unit (for unit based cover)
- the maximum age you can take out Voluntary TPD cover is 69. TPD cover expires at age 70.

TPD tapering

If the benefit design used to calculate your TPD sum insured doesn't automatically reduce this amount as you get older, tapering will apply.

This means that the TPD sum insured will reduce on a consistent annual basis (10% each birthday), from the age of 61 until it is reduced to nil at age 70 when cover ends.

Death and TPD are linked benefits

Death and TPD are 'linked benefits', which means that a TPD payment reduces your Death cover by the same amount. And if you're paid a Terminal Illness payment, your TPD and Death cover are also reduced by the amount of that payment.

So if you have the same amount of Death and TPD cover, and you're paid a TPD benefit, your Death and TPD cover will stop. But if your Death cover is higher than your TPD cover, and you're paid a TPD benefit, the sum insured under your Death cover will be reduced by the amount paid on your TPD benefit.

What happens if I need to make a claim?

If you need to make a claim, our Insurer will consider your ability to perform the same (or similar) role, taking into account your previous education, training and employment experience. If you weren't in Gainful Employment at all for 13 months or more before being certified by a doctor as disabled, our Insurer will look at different aspects of your illness or injury (such as not being able to look after yourself ever again without help, or loss of limbs and/or sight), prior to determining how likely it is that you can return to work in a role that reasonably meets your education, training or experience.

If your claim is accepted by our Insurer, the insurance benefits will be paid into your super account. If you then confirm that you want a lump sum paid to you, we're required by law to check that you meet what is known as a 'condition of release'. Meeting a condition of release means that you can have your super (including insurance benefits) released to you before reaching your retirement age. If a lump sum is paid to you, all or part of your withdrawal may be taxed.



The costs of your TPD cover (except for unit based Default cover) are based on the amount of your TPD cover, your age, gender, occupation and your relevant Plan Rating Factor (See 'Factors that can impact the cost of your insurance' on page 35). The cost of unit based Default cover is based on amount of cover and age only.

*Different amounts apply if you are under 17 or over 60 years of age.



Death cover

Make sure your loved ones have the financial support to help get them through if you die or become terminally ill.

Death cover provides a lump sum payment to your beneficiaries (the people who you nominate to receive your super, like your kids or partner). It can also provide financial support if you become terminally ill, and can be paid as a pension if certain eligibility requirements are met.

Default Death cover

Salary based cover:

For Permanent Employees or Fixed Term Contractors working at least 15 hours per week, your employer can choose one of the following designs for Death cover (including Terminal Illness):

- fixed cover (a set sum insured) for example \$100,000
- multiples of Salary (3, 4 or 5 times Salary)
- percentage of Salary (for example 5, 10, 20, 25%) times years of Future Service
- an alternate design.

Unit based cover:

- sum insured and number of units varies due to life stages
- cost and amount of Default cover both depend on your age
- maximum age to receive or take out Death cover is 69.

Default Death cover (unit based)

Age last birthday	Amount of cover
18	\$14,300
20	\$50,000
30	\$267,600
40	\$396,500
50	\$316,500
60	\$68,500

See Premium tables on pages 58 and 59 to see the amount of Default Death cover for your specific age.

Voluntary Death cover

- a fixed amount of cover you can apply for on top of Default Death cover – you decide the amount that suits your needs
- each voluntary unit provides \$1,000 of cover (for Salary based cover) or \$10,000 per unit (for unit based cover) subject to providing the required medical and other evidence required by the Insurer
- amount of cover doesn't change with your age
- cover ends at age 70.

If you're diagnosed with a Terminal Illness

If you have been certified that your life expectancy is less than 24 months, you may be eligible for a Terminal Illness insurance benefit. This insurance benefit is the same amount as your Death cover, and would reduce any TPD payment by the same amount (only where your TPD cover is higher than your Death cover). Death cover stops once a Terminal Illness benefit is paid. If you are eligible to receive a Terminal Illness insurance benefit, we'll also assess if you're eligible for early release of all your super.

Who gets my super if I die?

It's really important to let us know who you'd like to receive your super or your Death benefit. While Rest will make the final determination on who your benefit is paid to, a valid nomination will usually ensure the payment is made to the most appropriate person/s.

You can find more information about the types of beneficiaries, and how to make a nomination, at rest.com.au/beneficiary-nomination

07

What's not included in your cover

Exclusions are conditions that apply to your cover which may stop an insurance benefit being paid to you. If your insurance application is accepted by the Insurer after underwriting, we'll let you know in writing whether any non-standard exclusions or limits apply to your cover.

When does Limited cover apply to Default or special offer cover?

If you are under 25 and chose Default cover or if you receive Default cover automatically when you are 25 or over, an Active Employment test will apply. If you're not in Active Employment when your Default cover starts, your Default cover will be Limited cover until the earlier of:

- the date you have been in Active Employment for 30 consecutive days (Salary based cover) or 60 consecutive days (Unit based cover), and
- 24 months.

The only time the Active Employment test isn't required when your cover starts is if you're aged 25 or over and chose Default cover. As you're required to satisfy risk related questions to obtain cover, you've already let us know about your ability to work without restriction due to injury or illness.

If your automatic Default cover started more than 180 days after the date you started your current job, Default cover will be Limited cover until the earlier of:

- the date you receive mandatory employer super contributions or ATO rollovers into your account totalling \$6,000 or more, and
- 24 months.

The Limited cover and Active Employment rules that apply to Default cover will also apply to additional Default cover received under the special offer described on page 15.

Your Default cover and/or cover obtained via the special offer will always be Limited cover if on the date your Default cover and/or cover obtained via the special offer commences:

- you've received or are eligible to receive a Terminal Illness or Total and Permanent Disability benefit under this or any other insurance policy, or superannuation arrangement before your Default cover and/or cover obtained via the special offer starts.
- you're receiving, claiming, or entitled to claim an income support benefit from any source including workers' compensation benefits, statutory transport accident benefits and disability income benefits when your Default cover and/or cover obtained via the special offer starts.

Exclusions and restrictions*

Cover type	Exclusion type	Exclusion details
All cover <ul style="list-style-type: none"> • Death (including Terminal Illness) • TPD • Income Protection 	Active service in the armed forces	(exclusions only apply to the cover type listed) A benefit will not be paid if your claim arises directly or indirectly from service in the armed forces of any country or international organisation (other than the Australian Defence Force Reserve) where service means participation in military operations including but not limited to peacekeeping, war (whether declared or not), disaster response, declared emergencies and training operations.
Income Protection cover <ul style="list-style-type: none"> • Default cover • Voluntary cover • Cover transferred into Rest 	Non-complicated pregnancy	A benefit will not be paid if your claim arises from a normal, non-complicated pregnancy or childbirth, or participation in assisted fertilisation techniques.
Income Protection cover <ul style="list-style-type: none"> • Voluntary cover • Cover transferred into Rest 	Self-inflicted injury	A benefit will not be paid if your claim arises from a disability due to intentional self-inflicted injury (whether illegal or not), or an attempt, whether or not sane at the time.
TPD cover <ul style="list-style-type: none"> • Voluntary cover (obtained via Life Events or underwriting) 	Self-inflicted injury	A benefit will not be paid if your TPD claim is caused by intentional self-inflicted injury within 13 months from the date Voluntary cover commenced, whether or not sane at the time.
Death cover <ul style="list-style-type: none"> • Voluntary cover (obtained via Life Events or underwriting) 	Suicide	A benefit will not be paid for death caused by suicide within 13 months from the date Voluntary cover commenced.

*Any exclusions or restrictions on insurance cover that is transferred to Rest will continue to apply. See the 'Transfer insurance to Rest' section on page 17.

08

Things that can affect your cover

We get it, things change. If your circumstances change while you have insurance with Rest, it's important to know how your cover might change as well.



It's your birthday

Your cover amount and cost may change automatically when you have a birthday. This could go up or down, depending on your age, type of employment and the formula used to calculate your level of cover.

The premium tables in section 13 show how your cover and costs change.

The big trip

You're still covered if you travel or work anywhere in the world. The Insurer may ask you to return to Australia at your own cost for treatment and assessment if your claim is for Income Protection, Terminal Illness or TPD.

Having a baby or taking leave without pay

You'll still be covered if you go on Employer Approved Leave which can be parental leave (maternal, paternal and adoption) or leave without pay. If you're not back at work on your scheduled return to work date, or you remain on leave for more than 24 months (whichever is earlier and subject to Rest being informed), cover will continue for members with Salary based or fixed cover but your TPD definition in the event of a claim may change. See pages 46 and 47 for details on which TPD definition will apply in each scenario.

If you're not receiving regular contributions into your Rest account while you're on leave, your insurance may be cancelled. See 'If your insurance is cancelled due to inactivity' on page 31 to learn more.

If you leave your employer

For members with Salary based or fixed cover, if you terminate employment with your Employer or do not return to work following a period of Employer Approved Leave, cover will continue in the Retained Category within Rest Corporate. Your premium may change as a result.

Members with unit based cover will be transferred to Rest Super and your cover will continue.

Cover in the Retained Category

When you are moved to the Retained Category, Death and TPD cover will be rounded up to the nearest \$1,000 and become fixed upon transfer to the Retained Category. Your premiums may also increase or decrease as the Plan Rating Factor noted in Your Employer Plan Summary will be replaced by the following factors which will apply:

- for Death and Total and Permanent Disability, a rating factor of 1.12;
- for Income Protection with either a 2 year or 5 year Benefit Period, a rating factor of 1.23; and
- for Income Protection with a to Age 65 Benefit Period, a rating factor of 2.56.

The rating factor and the occupational rating recorded for you immediately prior to transfer is applied to the Rest Corporate base rates. See 'Factors that can impact the cost of your insurance cover' on page 35 to learn more.

The amount insured that you held in the Plan on the day immediately prior to ceasing employment with your Participating Employer will become fixed upon transfer to the Retained Category.

Any Automatic Acceptance Limits or Forward Underwriting Limits for Death, TPD and IP cover will cease to apply upon transfer to the Retained Category.

For IP, the same Waiting Period and Benefit Period will continue to apply.

The following limitations and exclusions will continue to apply upon transfer to the Rest Corporate Retained Category:

- any underwriting terms including restrictions or exclusions
- any 13 month suicide exclusion which applies to Voluntary Death cover
- the conditions attaching to Limited cover on the day immediately prior to transferring will continue to apply until such time as those conditions expire according to their terms
- the TPD definition applicable to you may change if you are not working or working less than 15 hours per week.

When you cease employment, any IP cover you have will remain in place. The amount you are eligible to claim for will be based on your Pre-Disability Salary or Pre-Disability Income, which considers your income over the previous 12 months prior to claim. If you have ceased employment this may impact your ability to claim a benefit and the benefit amount paid.

When your cover stops

Your insurance cover will end on the earliest of these events:

- 13 months from the last contribution to your account, unless you've chosen to keep your insurance cover active
- the last Friday of the month that you don't have enough money in your account to pay that month's premiums in full
- you request to cancel your cover
- when you reach the age that cover ceases, which is:
 - for IP cover; age 65, except for members with unit based cover for whom cover will cease at 70;
 - for Death and TPD cover; age 70 unless your employer design is Future Years of Service to age 65, in which case any benefit will cease at 65.
- if you have a combination of benefits the expiry age may differ eg Future Years of Service to age 65 Death cover and fixed Voluntary Death cover, the Future Years of Service component will cease at 65 and the fixed Voluntary cover will cease at 70
- you stop being a Rest Corporate member, (except in the case of unit based members transferring to Rest Super)
- the day after the Incident Date if a TPD payment is made to you (if your Death cover is higher than your TPD cover, you'll stay covered for the balance of your Death cover until cover ends for any other reason)
- the day after the Incident Date if a Terminal Illness payment is made to you (if your TPD cover is higher than the Terminal Illness benefit paid to you, you'll stay covered for the balance of your TPD cover until cover ends for any other reason)
- your death.

If your insurance is cancelled due to inactivity

If there are no contributions into your account for 13 continuous months, and you haven't told us you'd like to keep your cover, your insurance will be cancelled. We'll let you know in writing when your account has been inactive for 6, 9 and 12 months.

If your insurance is cancelled after 13 continuous months of inactivity, we'll give you the option to reinstate your cover from the date it stopped based on the same arrangement.

To reinstate your cover, you can:

- head online to rest.com.au/memberaccess and click 'Insurance' or complete the 'Election to reinstate insurance cover' form at rest.com.au/forms within 60 days of your cover ending
- add a contribution to your super account within 28 days of your cover ending.

We can only reinstate your cover if your account has enough money to pay the premiums owing. If your account doesn't have enough money after you elect to reinstate, you can top up your balance within 60 days of your cover ending so that your cover can continue without a gap. If you don't act in time, you can apply for insurance again, but you'll need to provide health information.

To find out your balance, and how much you owe, go online to rest.com.au/memberaccess or call us.

If your insurance is cancelled due to missing a premium

If there's not enough money in your account to pay your monthly insurance premium in full, your cover will stop. We'll write to you and you will have 28 days from the date cover stopped to top up your account with enough money to pay premiums to restart cover.

If you don't act in time, you can apply for insurance again, but you'll need to provide health information.



09

What your
cover costs



Insurance cost

If you have Salary based or fixed cover, the cost of your insurance (premiums) in Rest Corporate depends on your age, gender, occupation, and, your relevant Plan Rating Factor.

If you have unit based Default cover, the cost of your insurance is based on age, type and amount of cover.

For Income Protection, the cost is also dependent on your waiting period and benefit period.

Your Default cover has been designed by your employer. You can find details in Your Employer Plan Summary included with your insurance commencement letter.

Premiums are payable monthly in arrears and are inclusive of stamp duty and nil commission. Stamp duty is calculated based on insured membership data along with state rules (which varies across states) and the total cost is spread across all members who have insurance.



How are insurance premiums calculated?

The examples on pages 34 and 35 shows how insurance premiums are calculated for different types of cover. See page 34 for Salary based or fixed cover and page 35 for unit based cover.



How do I pay for my insurance?

Your insurance cost is taken out of your super account on the last Friday of each month. It's a good idea to have enough money to cover at least three months of premiums.



Paying insurance premiums out of your super will impact how much money you'll have to retire with, so it's important to get a balance between your needs now and later. It's always a good idea to talk to a licensed financial adviser to decide on the amount and type of cover that's right for you.

Example: Jane's weekly insurance cost
(Salary based or fixed cover)

My weekly insurance cost
(Salary based or fixed cover)

a. Determining occupation category

Jane works in the head office of a women's fashion retailer, earning \$70,000 per annum.
Using the tables on page 36 her:
Occupation category is White Collar

Occupation Category Factors

Death	TPD	IP
1.00	1.00	1.00

Plan Rating Factor (shown in Your Employer Plan Summary)

Death	TPD	IP
1.05	1.05	1.00

Using the tables on page 36 my:

Occupation category is _____

Occupation Category Factors

Death	TPD	IP
_____	_____	_____

Plan Rating Factor (shown in Your Employer Plan Summary)

Death	TPD	IP
_____	_____	_____

b. For Death cover

Jane's Default Death cover based on her employer's chosen design of 15% Salary times years of Future Service is \$420,000
Age Last Birthday: 30
Gender: Female
Annual rate per \$1,000 from Table 1 on page 54: 0.17
Default Death cost per week:
= Default Death cover ÷ \$1,000 (per \$1,000 rate) x annual rate x Occupation Category Factor x Plan Rating Factor
= \$420,000 ÷ \$1,000 x 0.17 x 1.00 x 1.05
= \$74.97 annual cost
= \$1.44 per week (÷ 52)

Death cover: \$ _____
Age Last Birthday: _____
Gender: _____
Annual rate per \$1,000 from Table 1 on page 54: _____
Death cost per week:
= Death cover ÷ \$1,000 (per \$1,000 rate) x annual rate x Occupation Category Factor x Plan Rating Factor
= \$ _____ ÷ \$1,000 x _____ x _____ x _____
= \$ _____ annual cost
= \$ _____ per week (÷ 52)

c. For TPD cover

Jane's Default TPD cover based on her employer's chosen design of 15% Salary times years of Future Service \$420,000
Age Last Birthday: 30
Gender: Female
Annual rate per \$1,000 from Table 1 on page 54: 0.07
Default TPD cost per week:
= Default TPD cover ÷ \$1,000 (per \$1,000 rate) x annual rate x Occupation Category Factor x Plan Rating Factor
= \$420,000 ÷ \$1,000 x 0.07 x 1.00 x 1.05
= \$30.87 annual cost
= \$0.59 per week (÷ 52)

TPD cover: \$ _____
Age Last Birthday: _____
Gender: _____
Annual rate per \$1,000 from Table 1 on page 54: _____
TPD cost per week:
= TPD cover ÷ \$1,000 (per \$1,000 rate) x annual rate x Occupation Category Factor x Plan Rating Factor
= \$ _____ ÷ \$1,000 x _____ x _____ x _____
= \$ _____ annual cost
= \$ _____ per week (÷ 52)

d. For IP cover

Jane's Default IP cover: \$5,075 per month (\$70,000 ÷ 12 x 87% = \$5,075)
Age Last Birthday: 30
Gender: Female
Waiting Period: 60 days (Default chosen by Jane's employer)
Benefit Period: 5 years (Default chosen by Jane's employer)
Annual rate per \$1,000 from Table 3 on page 56: 4.38
IP cost per week:
= \$ IP cover x 12 ÷ \$1,000 (per \$1,000 rate) x annual rate x Occupation Category Factor x Plan Rating Factor
= \$5,075 x 12 ÷ \$1,000 x 4.38 x 1.00 x 1.00
= \$266.74 annual cost
= \$5.13 per week (÷ 52)

My IP cover: \$ _____ per month
Age Last Birthday: _____
Gender: _____
Waiting Period: _____ days
Benefit Period: _____
Annual rate per \$1,000 from Table 2, 3 or 4 (depending on your benefit period) on pages 55 to 57: _____
IP cost per week:
= \$ _____ (IP) cover x 12 ÷ \$1,000 (per \$1,000 rate) x annual rate x Occupation Category Factor x Plan Rating Factor
= \$ _____ x 12 ÷ \$1,000 x _____ x _____ x _____
= \$ _____ annual cost
= \$ _____ per week (÷ 52)

Total weekly cost for cover

For Death cover (refer section b)	\$1.44 +
For TPD cover (refer section c)	\$0.59 +
For IP cover (refer section d)	\$5.13
Total	\$7.16

For Death cover (refer section b)	\$ _____ +
For TPD cover (refer section c)	\$ _____ +
For IP cover (refer section d)	\$ _____
Total	\$ _____

If you have unit based cover, you'll get a certain number of units depending on your age and the type of cover you have. The values of each unit per age can be found in the premium tables on pages 58 to 65. The amount of Default cover you may receive can also be found in the premium tables on pages 58 to 65. The example below shows how the cost of cover is worked out.



Jess' weekly insurance cost (unit based cover)

Jess started work as a 30-year-old retail assistant in July 2020 and joined Rest. She now has a super balance over \$6,000, so has received Default cover automatically. Here's how much cover she has, and what it costs her each week.

Example

Default cover	Number of units	Cover these units provide	Weekly premium per unit	Weekly premium total	Weekly premium per unit (from 31 May 2024)	Weekly premium total (from 31 May 2024)
Income Protection (60-day Waiting Period and 5-year Benefit Period)	5	\$2,125 per month	\$0.51	\$2.55	\$0.38	\$1.90
Total and Permanent Disability	2	\$28,600	\$0.08	\$0.16	\$0.11	\$0.22
Death	4	\$267,600	\$0.59	\$2.36	\$0.42	\$1.68
Total insurance cost per week				\$5.07		\$3.80

Factors that can impact the cost of your insurance

Plan Rating Factor

If your cover is Salary based or fixed cover, a Plan Rating Factor (PRF) will be applied to both Default and Voluntary cover. A PRF is set at an employer plan level and may be updated from time to time based on the plans claims experience. We will send you confirmation of your employer plans specific PRF and will also tell you if this changes. This does not apply to members with unit based cover. A rating factor will also apply when you leave your employer. Please refer to page 30 for details.



Some members may not be eligible for insurance cover due to risk factors, such as their condition of health or the high-risk nature of their occupation. The Occupation Category definitions on the next page are guidelines only and the final determination is at the Insurer's discretion. If your employer has not provided us with an occupation category, we will default your category to Light Manual until we are advised otherwise.

If you change occupations, please ensure you ask your employer to advise us as soon as possible. Alternatively, you can complete the 'Application to switch occupation categories' form available at rest.com.au/forms No retrospective refunds or adjustments will apply.

Occupation Categories

The tables below describe each Occupation Category and the Occupation Category Factors.

If you have Salary based or fixed cover, your Occupation Category is used to calculate the cost of both Default and Voluntary cover. If you have unit based cover, your Occupation Category may affect the cost of Voluntary cover.

Occupation Category Definitions

Professional (Prof)	Professional occupations with no exposure to unusual hazards – these occupations involve work in a sedentary* capacity in an office environment, in an office or retail building by members who: <ul style="list-style-type: none"> - have an annual income from personal exertion that exceeds \$80,000 a year; and - belong to a professional association, have a university degree relevant to their profession or are a senior manager in a company with at least ten employees.
White Collar (WC)	Minimal injury/health risk – these occupations are performed indoors, in an office or retail building in an office environment. Members only work in a sedentary* capacity with little or no physical activity and do not meet the criteria for the Professional category. Examples are administrative and clerical workers.
Light Manual (LM)	Slight injury/health risk – these occupations involve some light manual duties. Examples are most sales persons and occupations with some fieldwork.
Blue Collar (BC)	Moderate injury/health risk – these occupations involve some manual work and the use of light machinery. Examples are qualified tradespeople.
Heavy Manual (HM)	Appreciable injury/health risk – these occupations can be unskilled, involve manual work or use of heavier equipment. Examples are night fillers, local drivers, non-qualified tradespeople and some occupations with a high level of risk.

Occupation Category Factors

For Salary based or fixed cover, multiply the rates shown in the tables on pages 54 to 57 by the Occupation Category Factor shown in the following table to determine the cost of cover.

For members with Voluntary unit based cover before 31 May 2024, the Occupation Category was considered within the premium rates.

From 31 May 2024, Occupation Category Factors are shown as a separate factor and are consistent across all ages for each cover type. For Voluntary unit based cover, the Occupation Category Factors have already been applied to the premium rate tables starting on page 53 and labelled 'Premiums effective 31 May 2024' (therefore, no further multiplication is required for this factor).

Occupation Category Factors (see definitions above)

	Salary or fixed cover			Unit based cover - from 31 May 2024		
	IP	TPD	Death	IP	TPD	Death
Professional (Prof)	0.90	0.85	0.90	0.75	0.65	0.85
White Collar (WC)	1.00	1.00	1.00	0.85	0.75	0.90
Light Manual (LM)	1.35	1.45	1.25	1.00	1.00	1.00
Blue Collar (BC)	1.75	2.00	1.50	1.25	1.50	1.25
Heavy Manual (HM)	2.50	3.00	2.00	1.75	2.60	1.60

*Sedentary means not being involved in physical duties and spending 90% or more of time sitting at an office desk.

Waiting Period Factors

(unit based cover only)

Before 31 May 2024, premiums for Default and Voluntary IP unit based cover were calculated and shown based on each different waiting period (30, 60 or 90 days).

From 31 May 2024, a Waiting Period Factor has been introduced. Premium rates are based on age and Benefit Period and are multiplied by the relevant Waiting Period Factor to determine the cost of cover. The Waiting Period Factors have already been applied to the premium rate tables starting on page 53 and labelled 'Premiums effective from 31 May 2024' (therefore, no further multiplication is required for this factor).

Waiting Period	Waiting Period Factor
30 Days	1.43
60 Days	1.00
90 Days	0.83

How to calculate my premium

(Default unit based cover)

Premium calculation formula Death and TPD:

Number of units (for relevant age) x weekly cost per unit (for relevant age) = weekly cost of cover.

Premium calculation formula IP:

Before 31 May 2024: Number of units (for relevant age) x weekly cost per unit (for relevant age, Waiting Period and Benefit Period) = weekly cost of cover.

From 31 May 2024: Number of units (for relevant age) x weekly cost per unit (for relevant age and Benefit Period) x Waiting Period Factor = weekly cost of cover.

How to calculate my premium

(Voluntary unit based cover)

Prior to 31 May 2024:

- Step 1: Pick an **Occupation Category** that closely matches your current occupation.
- Step 2: Using the premium tables, find the cost of cover per unit per week (based on your age, gender and Occupation Category).
- Step 3: Use the formula below to calculate your weekly premium.

Premium calculation formula Death and TPD:

Number of units (level of cover / unit value for relevant age) x weekly cost per unit (includes age, gender and Occupation Category) = weekly cost of cover.

Premium calculation formula IP:

Number of units (level of cover / \$100) x weekly cost per unit (includes age, gender and Occupation Category, Waiting Period and Benefit Period) = weekly cost of cover.

From 31 May 2024:

- Step 1: Pick the Occupation Category that matches your current occupation and select the relevant **Occupation Category Factor**.
- Step 2: Select the relevant **Waiting Period Factor** for Income Protection.
- Step 3: Use the premium tables to find the cost of cover per unit per week (based on your age).
- Step 4: Use the formula below to calculate your weekly premium.

Premium calculation formula Death and TPD:

Number of units (level of cover / unit value for relevant age) x weekly cost per unit (for relevant age) x Occupation Category Factor = weekly cost of cover.

Premium calculation formula IP:

Number of units (level of cover / \$100) x weekly cost per unit (for relevant age and Benefit Period) x (Occupation Category Factor x Waiting Period Factor) = weekly cost of cover.

For unit based cover, the premium rate tables starting on page 53, labelled 'Premiums effective from 31 May 2024', incorporate the Occupation Category Factor (for Voluntary Death, TPD and IP covers) and the Waiting Period Factor (for Voluntary and Default IP cover) in the cost per unit per week (therefore, no further multiplication is required for these factors).

10

Making a claim and getting back on track



How to make a claim

If you're sick or injured, it can be stressful to think about lodging a claim. So our specialist claims team aim to make the process as fast and easy as possible by guiding you through each step. Our online claim processing lets you upload supporting documents.

01

First, call us on **1300 300 778** to let us know what's happened

02

We'll check your account to make sure you can start a claim

03

We'll help you lodge your claim online so our Insurer can get onto it ASAP

04

Our Insurer will check your claim, and we'll let you know if you need to provide any other information

05

We monitor our Insurer's process to ensure their decisions are fair and reasonable

06

We'll let you know the final decision and what happens next

i

Learn more about the claims process at rest.com.au/insurance-claims

Other things to know when you're making a claim

A claim is payable based on what's called the Incident Date, which is different to the date your claim was submitted or approved. Check out the full definition on page 42.

We'll be able to process your claim faster if we get all the information we need from you, your employer and your doctors as soon as possible.

If you've been ill or injured and not working for a while, your claim may be covered by our previous insurer, but the process will be the same for you. We'll discuss this with you when you contact us to start your claim.

Payment of insured benefits

The timely payment of insured benefits depends on the Insurer receiving information from you, your employer(s) and medical practitioners. Any delay in receiving this information may result in the payment of benefits being delayed.

The Insurer reserves the right to investigate your claim, and this may delay the payment of insured benefits.

The payment of insurance benefits is also subject to any special conditions or exclusions that may apply to you.



Helping you get back on track

We believe getting back to work is good for overall wellbeing. So if you're being paid an Income Protection benefit, you may be able to access resources to get you back to wellness and work.

Our Insurer will work with you and your employer to find the best way to do this. It could be an exercise or physio program to boost your capacity to work, a plan to get back to work gradually, or help with identifying new training or career options.

11

What the terms mean

As you've read through this guide, you've probably come across some terms which sound a bit technical. While we've done our best to explain the terms as we go, this section contains more complete definitions and explanations.



Look out for yourself

Insurance is important, no matter what age you are. For help choosing the right cover for your needs, check with a Rest Adviser* or visit go.rest.com.au/insurance-explained

* Rest financial advice is provided by Rest Advisers as authorised representatives of Link Advice Pty Limited AFS Licence 258145 ABN 36 105 811 836.

Terms

Active employment	<p>means you are</p> <ul style="list-style-type: none">• employed by an employer on a casual, temporary or permanent basis to perform identifiable duties• attending that employment or are on fully paid leave except leave caused by illness or injury• not restricted by illness or injury from being capable of performing your Usual Occupation; and• not in receipt of and/or entitled to receive any income support benefits from any source, including Workers' Compensation benefits, statutory transport accident benefits and disability income benefits (unit based Default cover only) <p>If you don't meet these requirements you will be considered to be not in Active Employment.</p>
Automatic Acceptance Limit/s	<p>Can vary from time to time and will depend on the number of insured lives in your employer group. When your Default cover Salary is below the Automatic Acceptance Limit, you are not required to provide any evidence to obtain this cover. You will be notified when your Default cover exceeds the Automatic Acceptance Limit and you will have the option to provide health and financial evidence to obtain this insurance cover.</p>
Benefit Period	<p>in relation to IP cover, means the maximum period during which benefits will be paid to you for any one period of Total Disability and/or Partial Disability, as applicable. The maximum period can vary depending on which option you are insured for.</p>
Employer Approved Leave	<p>means leave without pay or parental leave granted by your employer where:</p> <ul style="list-style-type: none">• a formal agreement is made between you and your employer prior to the commencement of such leave; and• proof of agreement can be provided where required.
Everyday Work Activities	<p>means, the ability:</p> <p>(a) to Mobilise:</p> <ul style="list-style-type: none">(i) walk for 200m on a level surface without stopping; and(ii) bend, kneel or squat to pick up an object from the floor from a standing position and straighten up again; <p>(b) to Communicate:</p> <ul style="list-style-type: none">(i) speak in your primary language so that you are understood in a quiet room; and(ii) understand a simple message in your primary language, and relay that message to another person; <p>(c) to See:</p> <ul style="list-style-type: none">(i) see with visual acuity in both eyes, on a Snellen Scale after correction by suitable lens, that is 6/60 or more; and(ii) have a visual field which is more than 20 degrees of arc; <p>(d) to Hear:</p> <p>hear below 91 decibels averaged at frequencies 500,1000 and 3000 hertz, either with or without the assistance of an aid or other device;</p> <p>(e) to Lift:</p> <p>lift an object greater than 5 kilograms with either or both hands from a bench/table that is waist-height, carry it over a 5 metre distance, and place it back down at a bench/table that is waist-height; and</p> <p>(f) to have Manual dexterity:</p> <p>operate or use small objects with one or both of your hands (for example, writing with a pen, using touch screen 'point of sale' device or cash register or retrieving a credit card, note or coin out of your wallet).</p>
Fixed Term Contractor	<p>means a person who has been provided a written contract of employment for a minimum period of 12 months or more by their employer to perform identifiable duties and who may be entitled to be paid annual leave or sick leave as per their written contract of employment.</p>

Terms

Forward Underwriting Limits	means a level of cover that the Insurer is willing to cover you for in the future without the need for further health evidence.																
Future Service	in relation to Death and TPD cover, means the period in complete years and months from the Incident Date to age 65 or 70 (where applicable).																
Gainful Employment	you have worked for gain or reward in any business, trade, profession or employment for at least 15 hours per week. For members with unit based cover, Gainful Employment means you have worked for gain or reward in any business, trade, profession, or employment for at least 10 hours per week.																
Incident Date	means: <ol style="list-style-type: none"> 1. for a death benefit, the date of your death or; 2. for a Terminal Illness benefit, the date that a second Medical Practitioner certifies you as having a Terminal Illness; and 3. for a TPD benefit: <ol style="list-style-type: none"> (a) the first day of the three-month period as described in Part 1 of the definition of TPD; (b) the first day of the twelve-month period as described in Parts 2, 3 or 4 of the definition of TPD for Salary based cover, as applicable; or (c) the first day you satisfy the definition of TPD for unit based cover, as applicable; and where otherwise agreed between You and Us that, in respect of another chosen period, the first day of that period. 																
Income	Refer to definition of Salary.																
Insurer	Rest's Insurer is TAL Life Limited, ABN 70 050 109 450, AFSL 237848 (TAL).																
Limited cover	means you are only covered for claims arising from a illness that became apparent, or an injury that occurred, on or after the date your cover most recently commenced.																
Mandatory employer contribution	means a superannuation contribution (required by law or industrial award) to be paid by an employer into your super account.																
Medical Practitioner	means a medical practitioner legally qualified and registered to practice in Australia, but shall not include chiropractors, physiotherapists, psychologists or alternative health providers. It does not include: <ol style="list-style-type: none"> (a) you; (b) your business partner; or (c) a member of your immediate family; (d) a fellow shareholder or unit holder of yours in a company or trust that is not a publicly listed company or trust; or (e) your employer. 																
Maximum Medical Improvement	means, where further significant recovery or improvement in symptoms or functioning is unlikely to occur, whether through reasonable psychiatric, psychological treatments or other medical treatments.																
Minimum cover levels (Salary based cover)	Your Salary based Default Death and TPD cover will be no less than the levels shown below. <table border="1" style="width: 100%; border-collapse: collapse;"> <thead> <tr> <th style="text-align: left;">Current age</th> <th>15 to 19</th> <th>20 to 34</th> <th>35 to 39</th> <th>40 to 44</th> <th>45 to 49</th> <th>50 to 55</th> <th>56 & over</th> </tr> </thead> <tbody> <tr> <td style="text-align: left;">Minimum cover level</td> <td>\$0</td> <td>\$50,000</td> <td>\$35,000</td> <td>\$20,000</td> <td>\$14,000</td> <td>\$7,000</td> <td>\$0</td> </tr> </tbody> </table>	Current age	15 to 19	20 to 34	35 to 39	40 to 44	45 to 49	50 to 55	56 & over	Minimum cover level	\$0	\$50,000	\$35,000	\$20,000	\$14,000	\$7,000	\$0
Current age	15 to 19	20 to 34	35 to 39	40 to 44	45 to 49	50 to 55	56 & over										
Minimum cover level	\$0	\$50,000	\$35,000	\$20,000	\$14,000	\$7,000	\$0										

Terms

Permanent Employee means a person who is employed by a Participating Employer on a permanent basis where leave (including sick and paid holiday leave) is included as a condition of employment.

Pre-Disability Salary means the total of the amounts earned under:

- either part a or b (or that would have been earned under part a or b, if you were not on Employer Approved Leave); and
- part c, if applicable.

Where you are:

(a) Employed continuously in the 12 months prior to the Incident Date:

- (i) in permanent employment or employed on a fixed term contract, your monthly Salary immediately prior to the Incident Date; and/or
- (ii) in casual employment, your remuneration from your casual employment averaged over the lesser of the 12 months prior to the Incident Date and the period since you last commenced casual employment,

including the following:

- (i) performance related annual bonuses, commissions and the value of fringe benefits (if any) that you received from an employer through salary sacrifice and will benefit from for at least six months after the date that fringe benefit through salary sacrifice would have been paid by your employer, averaged over the previous 36 months (or a lesser period for which you had been entitled to such payments); and
- (ii) overtime payments and shift allowances, averaged over the previous 12 months (or a lesser period for which you had been entitled to such payments);

but before the deduction of income tax, and excluding mandated superannuation guarantee contributions;

or

(b) Unemployed at any point in the 12 months prior to the Incident Date:

your remuneration averaged over the 12 months prior to the Incident Date in any:

- (i) permanent employment or while employed on a fixed term contract; and/or
- (ii) casual employment,

including the following:

1. overtime payments, shift allowances and the value of fringe benefits (if any) that you received from an employer through salary sacrifice and will benefit from for at least six months after the date that fringe benefit through salary sacrifice would have been paid by your employer; and/or
2. performance related annual bonuses and commissions, except that the payments are to be averaged over the previous 36 months.

but before the deduction of income tax, and excluding mandated superannuation guarantee contributions;

and/or

(c) Self-Employed in the 12 months prior to the Incident Date:

any income derived by you directly or indirectly from owning all or part of a business (other than from owning shares in a publicly listed company) in which regular work is performed which is calculated over the 12 months immediately prior to the Incident Date, calculated as:

- (i) to the extent not already captured in part a or b above, the amount paid by the business to you because of your personal exertion, plus
- (ii) your share of the total amount earned by that business over that 12 months because of your personal exertion, less your share of business expenses necessarily incurred (annualised if you have directly owned all or part of the business for less than 12 months),

but before the deduction of income tax and excluding mandated superannuation guarantee contributions divided by 12.

Terms

Psychiatrist	<p>means, unless the Insurer agrees otherwise, a legally qualified and currently registered practicing psychiatrist who has a fellowship accredited by The Royal Australian and New Zealand College of Psychiatrists (FRANZCP) but does not include psychologists or alternative health providers.</p> <p>The Psychiatrist must not be:</p> <ul style="list-style-type: none">(a) you;(b) your business partner;(c) a member of the your immediate family;(d) a fellow shareholder or unit holder of yours in a company or trust that is not a publicly listed company or trust; or(e) your employer.
Salary	<ul style="list-style-type: none">(a) where you are either self-employed, a working director or partner in a partnership, the annual income generated by the business or practice due to your personal exertion or activities, less your share of necessarily incurred business expenses and investment income; or(b) where you are not self-employed, a working director or partner in a partnership, then the amount of your Salary is the total value of remuneration from personal exertion including gross Salary (including salary sacrifice amounts), wages, fees, regular commission, regular bonuses, regular overtime, regular allowances and fringe benefits. Salary excludes investment income and mandated superannuation contributions; or(c) where you meet both paragraph a) and b) above, the aggregate of both paragraphs. <p>*You should note the Salary that your employer advises us (on which insurance is calculated) may not include all components of Salary (such as, for example, regular bonuses or regular allowances).</p>
Severe Mental Health Condition	<p>means chronic mental disorder diagnosed based on the Diagnostic and Statistical Manual of Mental Disorders issued by the American Psychiatric Association (DSM), and resulting in severe and persistent functional impairment which substantially limits work participation and non-work activities.</p>
Severe and Permanent Cognitive Impairment	<p>means permanent severe cognitive impairment with 'below average' scores on neuro psychometric testing in three or more of the following areas of function: intelligence, memory, language, attention, visual-spatial and executive functioning. Symptom validity testing must be included in the neuropsychometric testing in all cases.</p>
Specialist Medical Practitioner	<p>means, unless the Insurer agrees otherwise, a Medical Practitioner who has a fellowship qualification with a specialist college accredited by the Australian Medical Council (AMC) and is currently practicing in a field of speciality practice other than general practice that is related to the illness or injury that is the subject of your claim.</p> <p>The Specialist Medical Practitioner must not be;</p> <ul style="list-style-type: none">(a) you;(b) your business partner;(c) a member of your immediate family;(d) a fellow shareholder or unit holder of yours in a company or trust that is not a publicly listed company or trust; or(e) your employer.

Terms

Terminal Illness/ Terminally Ill (for Death)

means you are considered, in our Insurer's opinion, to suffer from an illness, or has incurred an injury, that is likely to result in your death within twenty four (24) months from the date of certification of the terminal illness by two (2) Medical Practitioners (with one being a specialist in that particular medical field) acceptable to our Insurer and the certification period has not ended.

Usual Occupation

- the role (and hours, for Death and TPD cover) you're performing for your employer, or
- the role you previously performed, if your role has changed due to illness or injury within the 12 months before the date Default cover starts, which caused your position description to change or your duties and/or hours to reduce in that period.

Waiting Period

means the period that must expire after you become Totally Disabled before payment of a Total Disability or Partial Disability benefit under this Policy commences.

An **Other Income Protection Policy** means an income protection policy under which you are insured or have insurance cover apart from this Policy.

(a) Where you do not have an Other Income Protection Policy

the Waiting Period begins on the Incident Date and ends at the conclusion of 30, 60 or 90 days as applicable. During this period you must not return to performing all of the Important Duties of your Usual Occupation for more than the Supported Return to Work Period. Any days in which you return to performing all of the Important Duties of your Usual Occupation (during any Supported Return to Work Period) will be added to the Waiting Period. If you return to performing all of the Important Duties of your Usual Occupation for more than the Supported Return to Work Period the Waiting Period will start again.

(b) If you have an Other Income Protection Policy

the Waiting Period is the longer of:

1. the period referred to in paragraph (a) above; and
2. the last day in respect of which benefits are payable under the Other Income Protection Policy in respect of the relevant illness or injury, subject to you notifying Rest of these circumstances in writing prior to the end of the period referred to in paragraph (a) and continuing to be Totally Disabled or Partially Disabled for the entire Benefit Period of the Other Income Protection Policy.

Stay covered

To keep your insurance cover, make sure you or your employer adds funds to your super account at least every 13 months. See how you can keep your super active go.rest.com.au/protect

Terms

Total and Permanent Disability (for Salary based cover members with an Incident Date on or after 2 April 2024 and for Unit based cover members from 31 May 2024)

TPD means disability where the insurer is satisfied on medical or other evidence that you are:

Part 1: Unlikely to do a suited occupation ever again	Part 2: Unable to do Everyday Work Activities ever again	Part 3: Severe and permanent mental health condition	Part 4: Severe and permanent cognitive impairment
<p>The Insurer is satisfied on medical or other evidence that you:</p> <ol style="list-style-type: none"> 1. have been absent from employment for three consecutive months because of illness or injury; and 2. are so disabled at the start of those three months and continuously since that time that you are unlikely to ever engage in any reasonably suitable occupation. <p>In determining whether an occupation is reasonably suitable for you, the Insurer will consider the skills you have acquired through education, training and experience.</p>	<p>Solely and directly as a result of illness or injury, you:</p> <ol style="list-style-type: none"> (a) even with the use of assistive aids, have been unable to perform at least two Everyday Work Activities for at least 12 consecutive months. If you are able to perform an Everyday Work Activity solely because of the help from another adult, the Insurer will still consider you unable to perform that Everyday Work Activity; (b) have been under the regular, ongoing and appropriate care, and following the advice of a Medical Practitioner; and (c) in the Insurer's opinion, <ol style="list-style-type: none"> (i) are unable to ever again perform at least two of the Everyday Work Activities even with the use of assistive aids; and (ii) are so disabled by that illness or injury at the start of the 12 month period in paragraph (a) and continuously since that time that you are unlikely to ever engage in any occupation for which you are reasonably suited by education, training or experience. 	<p>Solely and directly as a result of a severe and permanent mental health condition, you:</p> <ol style="list-style-type: none"> (a) have been absent from employment for at least 12 consecutive months; (b) have been under the regular, ongoing and appropriate care, and following the advice of a Psychiatrist for at least 12 months (unless the Insurer agrees to a shorter period) who considers that you have exhausted all reasonable and appropriate treatment options and has reached Maximum Medical Improvement; (c) have been diagnosed with a Severe Mental Health Condition by a Psychiatrist; (d) unless the Insurer agrees otherwise, have been assessed by a Psychiatrist against the Psychiatric Impairment Rating Scale as having an impairment of 19% or higher; and in (e) in the Insurer's opinion, are so disabled by that mental health condition at the start of the 12 month period in paragraph (a) and continuously since that time that you are unlikely to ever engage in any occupation for which you are reasonably suited by education, training or experience. 	<p>Solely and directly as a result of severe and permanent cognitive impairment, you:</p> <ol style="list-style-type: none"> (a) have been absent from employment for at least 12 consecutive months; (b) have been under the regular, ongoing and appropriate care, and following the advice of a Specialist Medical Practitioner for at least 12 months (unless the Insurer agrees to a shorter period) who considers that you have exhausted all reasonable and appropriate treatment options and has reached Maximum Medical Improvement; (c) Have been diagnosed by a Specialist Medical Practitioner as having reached Severe and Permanent Cognitive Impairment; and (d) in the Insurer's opinion, are so disabled by that cognitive impairment at the start of the 12 month period in paragraph (a) and continuously since that time that you are unlikely to ever engage in any occupation for which you are reasonably suited by education, training or experience.

Where you:

- (a) have been in Gainful Employment or on Employer Approved Leave, at any time during the 13 months prior to the Incident Date, you are considered TPD if you meet Part 1.
- (b) In all other circumstances, you are considered TPD if you meet any one of Part 2, Part 3 or Part 4.

Terms

Total and Permanent Disability (Applicable for unit based cover members with an Incident Date prior to 31 May 2024 only)

TPD means disability where the Insurer is satisfied on medical or other evidence that you:

Part 1: Unlikely to do a suited occupation ever again	Part 2: Loss of limbs and/or sight	Part 3: Unable to look after yourself ever again
<p>a. have been absent from employment for three consecutive months because of illness or injury; and</p> <p>b. are so disabled at the start of those three months and continuously since that time, that you are unlikely to ever engage in any reasonably suitable occupation.</p> <p>In determining whether an occupation is reasonably suitable for you, the Insurer considers the skills you have acquired through education, training and experience.</p> <p>OR</p>	<p>suffer the total and permanent loss of the use of:</p> <p>a. two hands*,</p> <p>b. two feet*,</p> <p>c. one hand* and one foot*,</p> <p>d. one hand* and the sight in one eye,</p> <p>e. the sight in both eyes, or</p> <p>f. one foot* and the sight in one eye.</p> <p>*hand means the whole hand below the wrist and foot means the whole foot below the ankle.</p> <p>OR</p>	<p>have become so disabled by bodily injury or illness that you will never be able to perform at least two of the following activities of daily living:</p> <p>a. Dressing – the ability to put on and take off clothing without assistance*</p> <p>b. Toileting – the ability to use the toilet including getting on and off without assistance*</p> <p>c. Mobility – the ability to get in and out of bed and a chair without assistance*</p> <p>d. Continence – the ability to control bowel and bladder function</p> <p>e. Feeding – the ability to get food from a plate into the mouth without assistance*.</p> <p>*assistance means with the help of another person.</p>

Where you:

- have been in Gainful Employment at any time during the 13 months prior to the Incident Date, you are considered TPD if you meet any one of Part 1, Part 2 or Part 3.
- have not been in Gainful Employment at any time during the 13 months prior to the Incident Date, or have not returned to work after a period of approved leave without pay or parental leave, you are considered TPD if you meet either of Part 2 or Part 3.
- were on Employer Approved Leave at the Incident Date, then the Part 1, 2 or 3 as that would have applied immediately prior to the commencement of the Employer Approved Leave.

In the case of Part 2 or Part 3 the Insurer must also be reasonably satisfied that your ill-health (whether physical or mental) makes it unlikely that you will engage in Gainful Employment for which you are reasonably qualified by education, training or experience.

Terms

Totally Disabled/ Total Disability (for IP cover)

The definition below applies to Permanent Employees and Fixed Term Contractors working at least 15 hours per week for a Rest Corporate employer or was previously working 15 hours per week and is now a casual or part-time employee working less than 15 hours per week but is still employed by the Rest Corporate employer.

Disability resulting solely from injury or illness which occurs while the Policy is in force and as a result of which you:

- (a) are unable to perform one or more Important Duty* of your Usual Occupation; and
- (b) remain under the regular care and attendance of a Medical Practitioner and are following the advice of that Medical Practitioner in relation to that injury or illness; and
- (c) are not engaged in any occupation, (whether or not for reward).

The definition below applies to members in the Retained Category and members with unit based Default IP cover.

Means that solely due to illness or injury you:

- (a) for the first 2 years of the **Benefit Period** are unable to perform any of the Important Duties* of your usual occupation unless you have a Benefit Period of 2 or 5 years, in which case you will be assessed on your Usual Occupation for the full Benefit Period;
- (b) after expiry of the first 2 years and for the balance of the Benefit Period are unable to perform any of the Important Duties* of your usual occupation and any other occupation for which you are reasonably able to perform by reason of education, training or experience. The skills, education, training and experience you acquire through rehabilitation in connection with the Income Protection benefit will be considered in any reasonably suited occupation;
- (c) remain under the regular care, attendance and following the advice of a Medical Practitioner in relation to that illness or injury; and
- (d) are not engaged in any occupation (whether or not for reward).

Partially Disabled/Partial Disability (for IP cover)

If you are partially disabled beyond the end of the Waiting Period and have been totally disabled for at least 7 out of 12 consecutive days during the Waiting Period, a Partial Disability benefit will be payable.

This benefit will be a proportion of the full monthly benefit which will consider any income you have earned in the period, as well as offsets as described on page 23.

Partially disabled means that due to the illness or injury that caused Total Disability, you:

- (a) unable to perform at least one Important Duty of your Usual Occupation but:
 - (i) are able to perform at least one other Important Duty of your Usual Occupation;
 - (ii) have returned to your Usual Occupation and are performing any duty of your Usual Occupation, regardless of whether it is an Important Duty; or
 - (iii) are working in any other occupation; and
- (b) regularly attending and under the ongoing and appropriate care of a Medical Practitioner, including complying with the regular advice and treatment given by that Medical Practitioner; and
- (c) are earning or only capable of earning a Monthly Income that is less than your Pre-Disability Income.

You will be considered to be able to perform an Important Duty of your Usual Occupation if you refuse to accept:

- any reasonable omission, modification or substitution of duties; or
 - the use of any appropriate assistive aids, including those available to you through our rehabilitation service that will enable you to perform one or more of those duties.
-

Terms

Partially Disabled/Partial Disability (for IP cover)

How a partial disability benefit is calculated

The amount of the Partial Disability Benefit is calculated using the formula $((A-B)/A) \times C$ less benefit offsets where:

A is your Pre-Disability Income

B is your actual income from work during the month of Partial Disability

C is each of the income and super components of the Monthly Benefit under Total Disability.

Benefit offsets are described in further detail on page 23 – see ‘What might affect the amount of my Income Protection benefit?’

Important Duty/ Important Duties

means the duty or duties which:

- are normally required for the purposes of an occupation
- do not include exceptional duties which are not normally required to perform the duties of that occupation, trade or profession
- cannot be reasonably omitted, modified or substituted by you or, where applicable, your employer; and
- are essential to producing an income.

12

Good to know



Our insurance contract

Your eligibility for insurance cover and the terms and conditions that apply to cover are set out in Rest's contract with its Insurer. If we deduct insurance premiums for a type or level of cover you're not eligible for, the relevant insurance premiums will be refunded and no insurance cover will apply for the period you are not eligible.

This document doesn't contain full details of the contract between Rest and our Insurer and only offers a general guide to the insurance offered by Rest. The insurance is provided under a contract between the Trustee and our Insurer. If there is any conflict between this document and the insurance contract with our Insurer, the insurance contract will prevail.

The premium rate tables starting on page 53 may not apply if there are more than 800 members in your employer's plan. You will be notified if different rates apply to you.

Insurance costs, benefit levels and conditions of cover are not guaranteed and may be varied from time to time without notice. There may be circumstances not in our control, for example the outbreak of war, where costs may increase. We would let you know in this situation. When Rest confirms your insurance, please check the amount and type of insurance cover we have recorded for you. If you think it's less than you expected, you must contact us immediately or the cover recorded will be the cover assessed should you make a claim. This material is current as at 2 April 2024 but may be subject to change.

This material has been prepared without considering your objectives, financial situation or needs. Before making a decision based on this material, you should consider the appropriateness of the advice regarding your objectives, financial situation and needs.

You should read the Product Disclosure Statement for Rest Corporate available at rest.com.au/pds before making any decision about whether to acquire or continue investing in the product. When you become a member of Rest Corporate you join the Retail Employees Superannuation Trust ABN 62 653 671 394. Rest Corporate is issued by the Trustee, Retail Employees Superannuation Pty Limited ABN 39 001 987 739, AFSL 240003.

All services are provided in Rest's capacity as Trustee. The Trustee has no relationships or associations with any other product issuer that might reasonably be expected to influence us in the provision of the advice. Any advice is provided by Rest's employees who are paid a salary and may receive a performance related bonus. No commissions or fees are paid for the financial product advice provided, either to representatives or to third parties.

Our premium adjustment arrangements

Rest operates a Premium Adjustment Model (PAM) with its primary life insurer, TAL Life Limited (TAL).

This model covers the current insurance arrangements with TAL and helps Rest set insurance pricing with TAL. It enables us to stabilise the level of premiums our members pay for insurance, which are directly based on the insurance claims we pay out to our members.

Premiums are reviewed annually under the PAM arrangement which means members are less likely to see big changes in premium rates. If there is a reduction in the premiums paid to the Insurer, the amount will be credited to Rest's Insurance Reserve. Premiums may need to increase due to the product's claim experience.

Prior to our relationship with TAL, Rest had a similar premium rebate agreement with its previous insurer, AIA Australia Limited.

Rest's Insurance Reserve is managed in accordance with the Fund's Reserving Policy. Rest receives a tax deduction for insurance premiums and this tax benefit is paid directly into the insurance reserve. The insurance reserve is used to cover the cost of running our insurance administration and for the benefit of insured members of Rest through reductions in future insurance premiums.

Safeguarding your privacy

Protecting your personal information is important to Rest and our Insurer, and there are strict rules around how we manage your information. You'll find these details in our privacy policies.

 rest.com.au/privacy-policy

 tal.com.au/privacy-policy

Concerns and complaints




We're committed to acting with honesty and integrity every time. If we don't meet your expectations, we want to know. Our complaint management process means your concerns will be treated seriously and addressed promptly.

Have concerns? We're here to help

If you feel something's gone wrong, please get in touch with us so we can try to sort things out and then if you want to make a complaint our complaints team will review your matter. We'll acknowledge your complaint within one business day.



How do I make a complaint?

-  Email contact@rest.com.au with the subject line 'Complaint'
-  **1300 300 778**
between 8am – 8pm AEST
Monday to Friday
-  LiveChat at rest.com.au/contact-us
-  Trustee Services Officer, Rest,
PO Box 350 Parramatta NSW 2124

How long will we take to respond to your complaint?

We'll aim to resolve your complaint within 45 days, or 90 days if your complaint is about a Death benefit distribution.

Sometimes it might not be possible to completely resolve your complaint in that time. If this is the case, we'll let you know in advance to explain the reasons why it's taking longer.

No matter how long it takes us to make a decision about your complaint, we'll always let you know the reasons for that decision.

If you're not satisfied with how we're handling your complaint, or you don't agree with our decision, you can lodge a complaint with the Australian Financial Complaints Authority (AFCA).

Who is the Australian Financial Complaints Authority?

AFCA is a free, independent dispute resolution service. There may be time limits depending on the type of complaint, so it's important to contact AFCA promptly.

Email info@afca.org.au

Call 1800 931 678

Visit afca.org.au

You can find out more about our complaint management process and how to lodge a complaint at rest.com.au/complaint



13

Premium tables

Table 1 – Death and TPD Rates

White Collar annual Base rates per \$1,000 Amount Insured.

The applicable Occupation Category Factor on page 36 and either:

- the Plan Rating Factor applicable to the Participating Employer; or
- a Plan Rating Factor of 1.12 for Insured Members in the Retained Category will apply to the annual Base rates.

Salary or fixed cover

Age Last Birthday	Death cover		TPD cover	
	Male	Female	Male	Female
15	0.31	0.11	0.01	0.01
16	0.31	0.11	0.01	0.01
17	0.33	0.12	0.01	0.01
18	0.36	0.14	0.02	0.01
19	0.40	0.15	0.03	0.01
20	0.42	0.15	0.04	0.01
21	0.43	0.14	0.04	0.02
22	0.43	0.12	0.06	0.02
23	0.43	0.12	0.07	0.02
24	0.43	0.12	0.07	0.02
25	0.43	0.13	0.08	0.02
26	0.42	0.13	0.08	0.03
27	0.41	0.14	0.09	0.03
28	0.41	0.15	0.09	0.05
29	0.40	0.16	0.09	0.06
30	0.40	0.17	0.10	0.07
31	0.41	0.19	0.10	0.08
32	0.41	0.20	0.12	0.09
33	0.41	0.21	0.13	0.12
34	0.43	0.23	0.16	0.14
35	0.45	0.26	0.17	0.17
36	0.47	0.29	0.20	0.20
37	0.50	0.32	0.24	0.23
38	0.55	0.35	0.28	0.26
39	0.58	0.38	0.32	0.29
40	0.60	0.42	0.34	0.33
41	0.65	0.46	0.38	0.38
42	0.70	0.50	0.41	0.42
43	0.74	0.55	0.46	0.49
44	0.80	0.59	0.51	0.54
45	0.86	0.64	0.58	0.61
46	0.97	0.71	0.67	0.70
47	1.05	0.77	0.77	0.78
48	1.17	0.84	0.89	0.88
49	1.29	0.93	1.02	0.98
50	1.44	0.99	1.19	1.09
51	1.61	1.06	1.38	1.21
52	1.80	1.15	1.59	1.34
53	2.00	1.25	1.84	1.50
54	2.22	1.36	2.11	1.68
55	2.45	1.51	2.41	1.89
56	2.73	1.67	2.78	2.16
57	3.04	1.86	3.19	2.45
58	3.41	2.08	3.65	2.80
59	3.84	2.32	4.25	3.21
60	4.33	2.60	4.90	3.67
61	5.01	2.90	5.73	4.20
62	5.73	3.25	6.63	4.80
63	6.62	3.63	7.74	5.47
64	7.60	4.04	8.97	6.23
65	8.79	4.49	10.17	6.98
66	9.96	4.98	11.75	7.88
67	11.36	5.50	13.68	8.90
68	12.83	6.07	15.75	9.99
69	14.48	6.68	18.10	11.21

Table 2 - Income Protection Rates (2 year Benefit Period)

White Collar annual Base rates per \$1,000 annual Amount Insured.

The applicable Occupation Category Factor on page 36 and either:

- the Plan Rating Factor applicable to the Participating Employer; or
- a Plan Rating Factor of 1.23 for Insured Members in the Retained Category will apply to the annual Base rates.

Salary or fixed cover

Benefit Period		2 Years					
Waiting Period	30 Days		60 Days		90 Days		
Age Last Birthday	Male	Female	Male	Female	Male	Female	
15	1.83	2.69	1.48	2.16	0.88	1.15	
16	1.89	2.78	1.52	2.22	0.90	1.19	
17	1.95	2.86	1.57	2.29	0.93	1.22	
18	1.99	2.90	1.59	2.33	0.94	1.24	
19	2.02	2.93	1.63	2.34	0.96	1.25	
20	2.05	2.98	1.64	2.38	1.01	1.26	
21	2.00	3.02	1.61	2.42	0.98	1.28	
22	1.98	3.06	1.57	2.44	0.93	1.29	
23	1.94	3.09	1.55	2.48	0.89	1.31	
24	1.91	3.13	1.52	2.51	0.86	1.33	
25	1.89	3.17	1.52	2.54	0.84	1.34	
26	1.91	3.28	1.52	2.61	0.83	1.41	
27	1.94	3.38	1.55	2.70	0.83	1.47	
28	1.99	3.54	1.59	2.83	0.83	1.53	
29	2.04	3.72	1.64	2.96	0.85	1.59	
30	2.13	3.91	1.70	3.13	0.87	1.66	
31	2.21	4.15	1.78	3.32	0.91	1.73	
32	2.33	4.41	1.86	3.52	0.94	1.81	
33	2.44	4.68	1.95	3.74	0.98	1.90	
34	2.57	4.99	2.07	3.99	1.04	2.01	
35	2.73	5.32	2.18	4.26	1.10	2.14	
36	2.89	5.67	2.31	4.54	1.17	2.27	
37	3.08	6.05	2.46	4.84	1.25	2.43	
38	3.26	6.45	2.61	5.16	1.34	2.62	
39	3.47	6.88	2.78	5.50	1.45	2.83	
40	3.71	7.32	2.96	5.85	1.56	3.06	
41	3.95	7.79	3.16	6.24	1.69	3.33	
42	4.21	8.28	3.38	6.63	1.85	3.61	
43	4.51	8.80	3.60	7.05	2.01	3.93	
44	4.82	9.36	3.86	7.49	2.20	4.28	
45	5.16	9.93	4.13	7.94	2.41	4.64	
46	5.54	10.54	4.42	8.44	2.63	5.05	
47	5.94	11.19	4.75	8.96	2.89	5.49	
48	6.37	11.88	5.10	9.50	3.18	5.95	
49	6.85	12.61	5.49	10.09	3.51	6.44	
50	7.38	13.38	5.90	10.70	3.86	6.96	
51	7.97	14.21	6.37	11.38	4.26	7.53	
52	8.61	15.12	6.89	12.10	4.70	8.14	
53	9.31	16.09	7.46	12.88	5.19	8.78	
54	10.10	17.15	8.09	13.72	5.74	9.45	
55	10.99	18.30	8.79	14.65	6.35	10.19	
56	11.97	19.57	9.58	15.67	7.03	10.98	
57	13.07	20.97	10.45	16.78	7.79	11.83	
58	14.31	22.52	11.44	18.01	8.65	12.74	
59	15.69	24.25	12.56	19.40	9.61	13.74	
60	17.28	26.18	13.83	20.94	10.70	14.82	
61	19.08	28.37	15.26	22.69	11.93	16.00	
62	21.14	30.84	16.91	24.67	13.28	17.24	
63	19.97	28.89	15.98	23.11	12.07	15.24	
64	10.97	16.12	8.78	12.90	5.69	7.05	

Table 3 - Income Protection Rates (5 year Benefit Period)

White Collar annual Base rates per \$1,000 annual Amount Insured.

The applicable Occupation Category Factor on page 36 and either:

- the Plan Rating Factor applicable to the Participating Employer; or
- a Plan Rating Factor of 1.23 for Insured Members in the Retained Category will apply to the annual Base rates.

Salary or fixed cover

Benefit Period		5 years					
Waiting Period	30 Days		60 Days		90 Days		
Age Last Birthday	Male	Female	Male	Female	Male	Female	
15	2.65	4.44	2.13	3.56	1.16	1.97	
16	2.65	4.44	2.13	3.56	1.16	1.97	
17	2.65	4.44	2.13	3.56	1.16	1.97	
18	2.65	4.44	2.13	3.56	1.16	1.97	
19	2.65	4.44	2.13	3.56	1.16	1.97	
20	2.65	4.44	2.13	3.56	1.16	1.97	
21	2.65	4.44	2.13	3.56	1.16	1.97	
22	2.65	4.44	2.13	3.56	1.16	1.97	
23	2.65	4.44	2.13	3.56	1.16	1.97	
24	2.65	4.44	2.13	3.56	1.16	1.97	
25	2.65	4.44	2.13	3.56	1.16	1.97	
26	2.67	4.59	2.13	3.65	1.16	1.97	
27	2.72	4.73	2.17	3.78	1.16	2.06	
28	2.79	4.96	2.23	3.96	1.16	2.14	
29	2.86	5.21	2.30	4.14	1.19	2.23	
30	2.98	5.47	2.38	4.38	1.22	2.32	
31	3.09	5.81	2.49	4.65	1.27	2.42	
32	3.26	6.17	2.60	4.93	1.32	2.53	
33	3.42	6.55	2.73	5.24	1.37	2.66	
34	3.60	6.99	2.90	5.59	1.46	2.81	
35	3.82	7.45	3.05	5.96	1.54	3.00	
36	4.05	7.94	3.23	6.36	1.64	3.18	
37	4.31	8.47	3.44	6.78	1.75	3.40	
38	4.56	9.03	3.65	7.22	1.88	3.67	
39	4.86	9.63	3.89	7.70	2.03	3.96	
40	5.19	10.25	4.14	8.19	2.18	4.28	
41	5.53	10.91	4.42	8.74	2.37	4.66	
42	5.89	11.59	4.73	9.28	2.59	5.05	
43	6.31	12.32	5.04	9.87	2.81	5.50	
44	6.75	13.10	5.40	10.49	3.08	5.99	
45	7.22	13.90	5.78	11.12	3.37	6.50	
46	7.76	14.76	6.19	11.82	3.68	7.07	
47	8.32	15.67	6.65	12.54	4.05	7.69	
48	8.92	16.63	7.14	13.30	4.45	8.33	
49	9.59	17.65	7.69	14.13	4.91	9.02	
50	10.33	18.73	8.26	14.98	5.40	9.74	
51	11.16	19.89	8.92	15.93	5.96	10.54	
52	12.05	21.17	9.65	16.94	6.58	11.40	
53	13.03	22.53	10.44	18.03	7.27	12.29	
54	14.14	24.01	11.33	19.21	8.04	13.23	
55	15.39	25.62	12.31	20.51	8.89	14.27	
56	16.76	27.40	13.41	21.94	9.84	15.37	
57	18.30	29.36	14.63	23.49	10.91	16.56	
58	20.03	31.53	16.02	25.21	12.11	17.84	
59	22.41	34.63	17.94	27.70	13.72	19.62	
60	25.77	39.17	20.62	31.33	16.06	23.36	
61	25.77	38.32	20.62	30.66	16.45	22.74	
62	23.65	34.57	18.93	27.65	14.91	19.62	
63	19.97	28.89	15.98	23.11	12.07	15.24	
64	10.97	16.12	8.78	12.90	5.69	7.05	

Table 4 - Income Protection Rates (Benefit Period to age 65)

White Collar annual Base rates per \$1,000 annual Amount Insured.

The applicable Occupation Category Factor on page 36 and either:

- the Plan Rating Factor applicable to the Participating Employer; or
- a Plan Rating Factor of 2.56 for Insured Members in the Retained Category will apply to the annual Base rates.

Salary or fixed cover

Benefit Period		To age 65					
Waiting Period	30 Days		60 Days		90 Days		
Age Last Birthday	Male	Female	Male	Female	Male	Female	
15	2.91	4.62	2.33	3.69	2.21	3.45	
16	3.00	4.76	2.41	3.81	2.28	3.56	
17	3.09	4.91	2.47	3.93	2.35	3.67	
18	3.17	5.03	2.55	4.03	2.42	3.77	
19	3.26	5.16	2.61	4.13	2.48	3.86	
20	3.37	5.30	2.69	4.24	2.56	3.96	
21	3.33	5.45	2.67	4.36	2.53	4.07	
22	3.32	5.59	2.65	4.47	2.52	4.17	
23	3.30	5.75	2.64	4.59	2.51	4.28	
24	3.30	5.90	2.65	4.72	2.52	4.39	
25	3.32	6.06	2.65	4.85	2.52	4.51	
26	3.39	6.32	2.72	5.06	2.58	4.77	
27	3.48	6.63	2.80	5.32	2.66	5.04	
28	3.63	7.02	2.90	5.62	2.75	5.32	
29	3.78	7.46	3.03	5.97	2.88	5.61	
30	3.98	7.97	3.19	6.38	3.03	5.94	
31	4.23	8.57	3.38	6.85	3.21	6.30	
32	4.49	9.19	3.59	7.36	3.41	6.68	
33	4.77	9.89	3.82	7.92	3.63	7.12	
34	5.10	10.66	4.07	8.53	3.87	7.61	
35	5.45	11.48	4.36	9.19	4.14	8.16	
36	5.84	12.36	4.67	9.91	4.43	8.78	
37	6.25	13.31	5.02	10.65	4.77	9.46	
38	6.72	14.31	5.38	11.45	5.11	10.24	
39	7.22	15.37	5.77	12.30	5.48	11.09	
40	7.75	16.47	6.20	13.20	5.89	12.05	
41	8.33	17.65	6.67	14.12	6.34	13.08	
42	8.96	18.86	7.16	15.09	6.80	14.20	
43	9.62	20.12	7.70	16.09	7.31	15.29	
44	10.34	21.45	8.28	17.16	7.87	16.30	
45	11.10	22.80	8.89	18.25	8.45	17.34	
46	11.92	24.21	9.54	19.37	9.06	18.40	
47	12.82	25.66	10.26	20.53	9.74	19.50	
48	13.75	27.14	11.00	21.72	10.45	20.64	
49	14.76	28.67	11.80	22.95	11.21	21.80	
50	15.82	30.23	12.66	24.17	12.03	22.96	
51	16.97	31.79	13.57	25.43	12.89	24.16	
52	18.16	33.38	14.52	26.70	13.79	25.37	
53	19.41	34.96	15.54	27.98	14.76	26.58	
54	20.72	36.52	16.59	29.22	15.76	27.76	
55	22.09	38.05	17.67	30.43	16.78	28.91	
56	23.47	39.49	18.77	31.60	17.83	30.02	
57	24.83	40.82	19.88	32.67	18.88	31.04	
58	26.17	41.96	20.93	33.57	19.88	31.89	
59	27.37	42.84	21.89	34.27	20.80	32.55	
60	28.37	43.30	22.69	34.65	21.55	32.91	
61	29.02	43.23	23.22	34.58	22.06	32.85	
62	28.85	42.00	23.09	33.59	21.93	31.91	
63	25.30	36.58	20.23	29.28	19.22	27.81	
64	13.90	20.41	11.12	16.34	10.56	14.63	

Table 5 (b) – Death cover and costs

Unit based cover
(Premiums effective from 31 May 2024)

Default cover						Voluntary cover					
Age Last Birthday	Total \$ cover	Number of units	Weekly \$ premium	Value of 1 unit	Weekly \$ premium (1 unit)	Cost per unit per week (\$) by occupation category* (see page 36).					
						Cover per unit (\$)	Prof	WC	LM	BC	HM
15	8,600	1	0.02	8,600	0.02	10,000	0.02	0.02	0.02	0.03	0.03
16	8,600	1	0.02	8,600	0.02	10,000	0.02	0.02	0.02	0.03	0.03
17	8,600	1	0.02	8,600	0.02	10,000	0.02	0.02	0.02	0.03	0.03
18	14,300	1	0.03	14,300	0.03	10,000	0.02	0.02	0.02	0.03	0.03
19	19,900	1	0.06	19,900	0.06	10,000	0.03	0.03	0.03	0.04	0.05
20	50,000	2	0.14	25,000	0.07	10,000	0.03	0.03	0.03	0.04	0.05
21	56,800	2	0.2	28,400	0.1	10,000	0.03	0.04	0.04	0.05	0.06
22	59,600	2	0.22	29,800	0.11	10,000	0.03	0.04	0.04	0.05	0.06
23	65,000	2	0.26	32,500	0.13	10,000	0.03	0.04	0.04	0.05	0.06
24	70,600	2	0.3	35,300	0.15	10,000	0.03	0.04	0.04	0.05	0.06
25	101,200	2	0.42	50,600	0.21	10,000	0.03	0.04	0.04	0.05	0.06
26	166,800	3	0.75	55,600	0.25	10,000	0.04	0.05	0.05	0.06	0.08
27	180,000	3	0.9	60,000	0.3	10,000	0.04	0.05	0.05	0.06	0.08
28	185,400	3	0.99	61,800	0.33	10,000	0.04	0.05	0.05	0.06	0.08
29	191,100	3	1.1	63,700	0.37	10,000	0.05	0.05	0.06	0.08	0.10
30	267,600	4	1.68	66,900	0.42	10,000	0.05	0.05	0.06	0.08	0.10
31	275,600	4	1.92	68,900	0.48	10,000	0.06	0.06	0.07	0.09	0.11
32	283,200	4	2.12	70,800	0.53	10,000	0.07	0.07	0.08	0.10	0.13
33	290,800	4	2.36	72,700	0.59	10,000	0.07	0.07	0.08	0.10	0.13
34	298,400	4	2.64	74,600	0.66	10,000	0.08	0.08	0.09	0.11	0.14
35	374,000	5	3.8	74,800	0.76	10,000	0.09	0.09	0.10	0.13	0.16
36	376,000	5	4.2	75,200	0.84	10,000	0.09	0.10	0.11	0.14	0.18
37	381,000	5	4.7	76,200	0.94	10,000	0.10	0.11	0.12	0.15	0.19
38	386,000	5	5.05	77,200	1.01	10,000	0.11	0.12	0.13	0.16	0.21
39	391,500	5	5.35	78,300	1.07	10,000	0.12	0.13	0.14	0.18	0.22
40	396,500	5	5.85	79,300	1.17	10,000	0.13	0.14	0.15	0.19	0.24
41	391,500	5	6.3	78,300	1.26	10,000	0.14	0.14	0.16	0.20	0.26
42	387,500	5	6.8	77,500	1.36	10,000	0.15	0.16	0.18	0.23	0.29
43	382,000	5	7.3	76,400	1.46	10,000	0.16	0.17	0.19	0.24	0.30
44	377,000	5	7.85	75,400	1.57	10,000	0.18	0.19	0.21	0.26	0.34
45	368,500	5	8.35	73,700	1.67	10,000	0.20	0.21	0.23	0.29	0.37
46	365,000	5	9	73,000	1.8	10,000	0.21	0.23	0.25	0.31	0.40
47	359,000	5	9.65	71,800	1.93	10,000	0.23	0.24	0.27	0.34	0.43
48	353,000	5	10.3	70,600	2.06	10,000	0.25	0.26	0.29	0.36	0.46
49	348,000	5	11.05	69,600	2.21	10,000	0.27	0.29	0.32	0.40	0.51
50	316,500	5	10.95	63,300	2.19	10,000	0.30	0.32	0.35	0.44	0.56
51	307,500	5	11.55	61,500	2.31	10,000	0.32	0.34	0.38	0.48	0.61
52	299,000	5	12.25	59,800	2.45	10,000	0.35	0.37	0.41	0.51	0.66
53	281,500	5	12.55	56,300	2.51	10,000	0.38	0.41	0.45	0.56	0.72
54	264,000	5	12.8	52,800	2.56	10,000	0.42	0.44	0.49	0.61	0.78
55	222,000	5	11.75	44,400	2.35	10,000	0.45	0.48	0.53	0.66	0.85
56	198,000	5	11.4	39,600	2.28	10,000	0.49	0.52	0.58	0.73	0.93
57	174,000	5	10.9	34,800	2.18	10,000	0.54	0.57	0.63	0.79	1.01
58	135,500	5	9.25	27,100	1.85	10,000	0.58	0.61	0.68	0.85	1.09
59	94,000	5	6.95	18,800	1.39	10,000	0.63	0.67	0.74	0.93	1.18
60	68,500	5	5.55	13,700	1.11	10,000	0.69	0.73	0.81	1.01	1.30
61	35,000	5	3.1	7,000	0.62	10,000	0.75	0.79	0.88	1.10	1.41
62	18,000	5	1.7	3,600	0.34	10,000	0.82	0.86	0.96	1.20	1.54
63	18,000	5	1.85	3,600	0.37	10,000	0.88	0.94	1.04	1.30	1.66
64	18,000	5	2.05	3,600	0.41	10,000	0.97	1.03	1.14	1.43	1.82
65	18,000	5	2.25	3,600	0.45	10,000	1.05	1.12	1.24	1.55	1.98
66	18,000	5	2.45	3,600	0.49	10,000	1.15	1.22	1.35	1.69	2.16
67	18,000	5	2.65	3,600	0.53	10,000	1.24	1.31	1.46	1.83	2.34
68	18,000	5	2.85	3,600	0.57	10,000	1.35	1.43	1.59	1.99	2.54
69	18,000	5	3.1	3,600	0.62	10,000	1.47	1.56	1.73	2.16	2.77

*From 31 May 2024, Voluntary cover premiums for members with unit based cover is no longer rated by gender.

Table 6 (b) – TPD cover and costs

Unit based cover
(Premiums effective from 31 May 2024)

Default cover					Voluntary cover					
Age Last Birthday	Total \$ cover (2 units)	Weekly \$ premium (2 units)	Value of 1 unit (\$)	Weekly \$ premium (1 unit)	Cost per unit per week (\$) by occupation category* (see page 36).					
					TPD Unit cover	Prof	WC	LM	BC	HM
15	17,200	0.02	8,600	0.01	10,000	0.01	0.01	0.01	0.02	0.03
16	17,200	0.02	8,600	0.01	10,000	0.01	0.01	0.01	0.02	0.03
17	17,200	0.02	8,600	0.01	10,000	0.01	0.01	0.01	0.02	0.03
18	28,600	0.04	14,300	0.02	10,000	0.01	0.02	0.02	0.03	0.05
19	28,600	0.06	14,300	0.03	10,000	0.01	0.02	0.02	0.03	0.05
20	28,600	0.06	14,300	0.03	10,000	0.01	0.02	0.02	0.03	0.05
21	28,600	0.06	14,300	0.03	10,000	0.01	0.02	0.02	0.03	0.05
22	28,600	0.08	14,300	0.04	10,000	0.02	0.02	0.03	0.05	0.08
23	28,600	0.08	14,300	0.04	10,000	0.02	0.02	0.03	0.05	0.08
24	28,600	0.1	14,300	0.05	10,000	0.03	0.03	0.04	0.06	0.10
25	28,600	0.12	14,300	0.06	10,000	0.03	0.03	0.04	0.06	0.10
26	28,600	0.14	14,300	0.07	10,000	0.03	0.04	0.05	0.08	0.13
27	28,600	0.14	14,300	0.07	10,000	0.03	0.04	0.05	0.08	0.13
28	28,600	0.18	14,300	0.09	10,000	0.04	0.05	0.06	0.09	0.16
29	28,600	0.2	14,300	0.1	10,000	0.05	0.05	0.07	0.11	0.18
30	28,600	0.22	14,300	0.11	10,000	0.05	0.06	0.08	0.12	0.21
31	28,600	0.26	14,300	0.13	10,000	0.06	0.07	0.09	0.14	0.23
32	28,600	0.3	14,300	0.15	10,000	0.07	0.08	0.10	0.15	0.26
33	28,600	0.32	14,300	0.16	10,000	0.07	0.08	0.11	0.17	0.29
34	28,600	0.38	14,300	0.19	10,000	0.08	0.10	0.13	0.20	0.34
35	28,600	0.42	14,300	0.21	10,000	0.10	0.11	0.15	0.23	0.39
36	28,600	0.48	14,300	0.24	10,000	0.11	0.13	0.17	0.26	0.44
37	28,600	0.56	14,300	0.28	10,000	0.13	0.15	0.20	0.30	0.52
38	28,600	0.62	14,300	0.31	10,000	0.14	0.17	0.22	0.33	0.57
39	28,600	0.68	14,300	0.34	10,000	0.15	0.17	0.23	0.35	0.60
40	28,600	0.72	14,300	0.36	10,000	0.16	0.19	0.25	0.38	0.65
41	28,600	0.82	14,300	0.41	10,000	0.19	0.22	0.29	0.44	0.75
42	28,600	0.86	14,300	0.43	10,000	0.20	0.23	0.30	0.45	0.78
43	28,600	0.86	14,300	0.43	10,000	0.20	0.23	0.30	0.45	0.78
44	28,600	0.9	14,300	0.45	10,000	0.21	0.24	0.32	0.48	0.83
45	28,600	0.94	14,300	0.47	10,000	0.21	0.25	0.33	0.50	0.86
46	28,600	1.02	14,300	0.51	10,000	0.23	0.27	0.36	0.54	0.94
47	28,600	1.08	14,300	0.54	10,000	0.25	0.29	0.38	0.57	0.99
48	28,600	1.2	14,300	0.6	10,000	0.27	0.32	0.42	0.63	1.09
49	28,600	1.34	14,300	0.67	10,000	0.31	0.35	0.47	0.71	1.22
50	28,600	1.48	14,300	0.74	10,000	0.34	0.39	0.52	0.78	1.35
51	28,600	1.66	14,300	0.83	10,000	0.38	0.44	0.58	0.87	1.51
52	28,600	1.84	14,300	0.92	10,000	0.42	0.48	0.64	0.96	1.66
53	28,600	2.06	14,300	1.03	10,000	0.47	0.54	0.72	1.08	1.87
54	28,600	2.28	14,300	1.14	10,000	0.52	0.60	0.80	1.20	2.08
55	28,600	2.54	14,300	1.27	10,000	0.58	0.67	0.89	1.34	2.31
56	28,600	2.82	14,300	1.41	10,000	0.64	0.74	0.99	1.49	2.57
57	28,600	3.12	14,300	1.56	10,000	0.71	0.82	1.09	1.64	2.83
58	28,600	3.52	14,300	1.76	10,000	0.80	0.92	1.23	1.85	3.20
59	28,600	3.94	14,300	1.97	10,000	0.90	1.04	1.38	2.07	3.59
60	23,000	3.44	11,500	1.72	8,000	0.78	0.90	1.20	1.80	3.12
61	11,600	1.98	5,800	0.99	6,000	0.66	0.77	1.02	1.53	2.65
62	6,200	1.16	3,100	0.58	4,000	0.49	0.56	0.75	1.13	1.95
63	6,200	1.3	3,100	0.65	2,000	0.27	0.32	0.42	0.63	1.09
64	6,200	1.44	3,100	0.72	2,000	0.31	0.35	0.47	0.71	1.22
65	6,200	1.6	3,100	0.8	2,000	0.34	0.39	0.52	0.78	1.35
66	6,200	1.6	3,100	0.8	2,000	0.34	0.39	0.52	0.78	1.35
67	6,200	1.6	3,100	0.8	2,000	0.34	0.39	0.52	0.78	1.35
68	6,200	1.6	3,100	0.8	2,000	0.34	0.39	0.52	0.78	1.35
69	6,200	1.6	3,100	0.8	2,000	0.34	0.39	0.52	0.78	1.35

*From 31 May 2024, Voluntary cover premiums for members with unit based cover is no longer rated by gender.

Table 7 (a) – Income Protection cover and costs
(5 Year Benefit Period)

Unit based cover
(Premiums effective up to 31 May 2024)

Default cover								
Waiting Period		30 days			60 days		90 days	
Benefit Period		5 Years			5 Years		5 Years	
Age Last Birthday	Total \$ cover per month (5 units)	Value of 1 unit (\$)	Weekly \$ premium (5 units)	Weekly \$ premium (1 unit)	Weekly \$ premium (5 units)	Weekly \$ premium (1 unit)	Weekly \$ premium (5 units)	Weekly \$ premium (1 unit)
15	400	80	0.15	0.03	0.10	0.02	0.10	0.02
16	400	80	0.15	0.03	0.10	0.02	0.10	0.02
17	400	80	0.15	0.03	0.10	0.02	0.10	0.02
18	400	80	0.15	0.03	0.10	0.02	0.10	0.02
19	800	160	0.35	0.07	0.25	0.05	0.20	0.04
20	1,200	240	0.50	0.10	0.35	0.07	0.30	0.06
21	1,375	275	0.55	0.11	0.40	0.08	0.35	0.07
22	1,375	275	0.55	0.11	0.40	0.08	0.35	0.07
23	1,375	275	0.65	0.13	0.45	0.09	0.35	0.07
24	1,375	275	0.70	0.14	0.50	0.10	0.40	0.08
25	2,125	425	1.45	0.29	1.00	0.20	0.85	0.17
26	2,125	425	2.00	0.40	1.40	0.28	1.15	0.23
27	2,125	425	2.55	0.51	1.80	0.36	1.50	0.30
28	2,125	425	3.05	0.61	2.15	0.43	1.80	0.36
29	2,125	425	3.45	0.69	2.40	0.48	2.00	0.40
30	2,125	425	3.65	0.73	2.55	0.51	2.10	0.42
31	2,125	425	3.85	0.77	2.70	0.54	2.25	0.45
32	2,125	425	4.10	0.82	2.85	0.57	2.35	0.47
33	2,125	425	4.45	0.89	3.10	0.62	2.55	0.51
34	2,125	425	5.00	1.00	3.50	0.70	2.90	0.58
35	2,125	425	5.65	1.13	3.95	0.79	3.30	0.66
36	2,125	425	6.45	1.29	4.50	0.90	3.75	0.75
37	2,125	425	7.20	1.44	5.05	1.01	4.20	0.84
38	2,125	425	8.45	1.69	5.90	1.18	4.90	0.98
39	2,125	425	9.10	1.82	6.35	1.27	5.25	1.05
40	2,125	425	10.00	2.00	7.00	1.40	5.80	1.16
41	2,125	425	10.30	2.06	7.20	1.44	6.00	1.20
42	2,125	425	11.00	2.20	7.70	1.54	6.40	1.28
43	2,125	425	11.60	2.32	8.10	1.62	6.70	1.34
44	2,125	425	12.95	2.59	9.05	1.81	7.50	1.50
45	2,250	450	13.10	2.62	9.15	1.83	7.60	1.52
46	2,250	450	13.10	2.62	9.15	1.83	7.60	1.52
47	2,250	450	13.10	2.62	9.15	1.83	7.60	1.52
48	2,250	450	13.10	2.62	9.15	1.83	7.60	1.52
49	2,250	450	13.10	2.62	9.15	1.83	7.60	1.52
50	2,000	400	11.25	2.25	7.85	1.57	6.50	1.30
51	2,000	400	11.25	2.25	7.85	1.57	6.50	1.30
52	2,000	400	11.25	2.25	7.85	1.57	6.50	1.30
53	2,000	400	11.25	2.25	7.85	1.57	6.50	1.30
54	2,000	400	11.25	2.25	7.85	1.57	6.50	1.30
55	2,000	400	11.25	2.25	7.85	1.57	6.50	1.30
56	2,000	400	12.45	2.49	8.70	1.74	7.20	1.44
57	2,000	400	12.45	2.49	8.70	1.74	7.20	1.44
58	2,000	400	8.35	1.67	5.85	1.17	4.85	0.97
59	2,000	400	9.85	1.97	6.90	1.38	5.75	1.15
60	1,975	395	11.45	2.29	8.00	1.60	6.65	1.33
61	1,975	395	12.15	2.43	8.50	1.70	7.05	1.41
62	1,975	395	12.15	2.43	8.50	1.70	7.05	1.41
63	1,975	395	12.15	2.43	8.50	1.70	7.05	1.41
64	1,975	395	12.15	2.43	8.50	1.70	7.05	1.41
65	1,975	395	12.15	2.43	8.50	1.70	7.05	1.41
66	1,975	395	12.15	2.43	8.50	1.70	7.05	1.41
67	1,975	395	12.15	2.43	8.50	1.70	7.05	1.41
68	1,975	395	12.15	2.43	8.50	1.70	7.05	1.41
69	1,975	395	12.15	2.43	8.50	1.70	7.05	1.41

Table 7 (b) - Income Protection cover and costs
(5 Year Benefit Period)

Unit based cover
(Premiums effective from 31 May 2024)

Default cover								
Waiting Period			30 days		60 days		90 days	
Benefit Period			5 Years		5 Years		5 Years	
Age Last Birthday	Total \$ cover per month (5 units)	Value of 1 unit (\$)	Weekly \$ premium (5 units)	Weekly \$ premium (1 unit)	Weekly \$ premium (5 units)	Weekly \$ premium (1 unit)	Weekly \$ premium (5 units)	Weekly \$ premium (1 unit)
15	400	80	0.05	0.01	0.05	0.01	0.05	0.01
16	400	80	0.15	0.03	0.10	0.02	0.10	0.02
17	400	80	0.15	0.03	0.10	0.02	0.10	0.02
18	400	80	0.15	0.03	0.10	0.02	0.10	0.02
19	800	160	0.30	0.06	0.20	0.04	0.15	0.03
20	1,200	240	0.45	0.09	0.30	0.06	0.25	0.05
21	1,375	275	0.55	0.11	0.40	0.08	0.35	0.07
22	1,375	275	0.55	0.11	0.40	0.08	0.35	0.07
23	1,375	275	0.55	0.11	0.40	0.08	0.35	0.07
24	1,375	275	0.70	0.14	0.50	0.10	0.40	0.08
25	2,125	425	1.35	0.27	0.95	0.19	0.80	0.16
26	2,125	425	1.55	0.31	1.10	0.22	0.90	0.18
27	2,125	425	1.85	0.37	1.30	0.26	1.10	0.22
28	2,125	425	2.15	0.43	1.50	0.30	1.25	0.25
29	2,125	425	2.50	0.50	1.75	0.35	1.45	0.29
30	2,125	425	2.70	0.54	1.90	0.38	1.60	0.32
31	2,125	425	3.00	0.60	2.10	0.42	1.75	0.35
32	2,125	425	3.35	0.67	2.35	0.47	1.95	0.39
33	2,125	425	3.70	0.74	2.60	0.52	2.15	0.43
34	2,125	425	4.10	0.82	2.85	0.57	2.35	0.47
35	2,125	425	4.50	0.90	3.15	0.63	2.60	0.52
36	2,125	425	4.95	0.99	3.45	0.69	2.85	0.57
37	2,125	425	5.30	1.06	3.70	0.74	3.05	0.61
38	2,125	425	5.70	1.14	4.00	0.80	3.30	0.66
39	2,125	425	6.20	1.24	4.35	0.87	3.60	0.72
40	2,125	425	6.65	1.33	4.65	0.93	3.85	0.77
41	2,125	425	7.15	1.43	5.00	1.00	4.15	0.83
42	2,125	425	7.80	1.56	5.45	1.09	4.50	0.90
43	2,125	425	8.45	1.69	5.90	1.18	4.90	0.98
44	2,125	425	8.95	1.79	6.25	1.25	5.20	1.04
45	2,250	450	10.10	2.02	7.05	1.41	5.85	1.17
46	2,250	450	10.65	2.13	7.45	1.49	6.20	1.24
47	2,250	450	11.60	2.32	8.10	1.62	6.70	1.34
48	2,250	450	12.75	2.55	8.90	1.78	7.40	1.48
49	2,250	450	14.00	2.80	9.80	1.96	8.15	1.63
50	2,000	400	13.75	2.75	9.60	1.92	7.95	1.59
51	2,000	400	15.10	3.02	10.55	2.11	8.75	1.75
52	2,000	400	16.60	3.32	11.60	2.32	9.65	1.93
53	2,000	400	17.95	3.59	12.55	2.51	10.40	2.08
54	2,000	400	19.15	3.83	13.40	2.68	11.10	2.22
55	2,000	400	20.15	4.03	14.10	2.82	11.70	2.34
56	2,000	400	20.75	4.15	14.50	2.90	12.05	2.41
57	2,000	400	20.80	4.16	14.55	2.91	12.10	2.42
58	2,000	400	12.35	2.47	8.65	1.73	7.20	1.44
59	2,000	400	12.75	2.55	8.90	1.78	7.40	1.48
60	1,975	395	12.85	2.57	9.00	1.80	7.45	1.49
61	1,975	395	13.30	2.66	9.30	1.86	7.70	1.54
62	1,975	395	13.75	2.75	9.60	1.92	7.95	1.59
63	1,975	395	14.25	2.85	9.95	1.99	8.25	1.65
64	1,975	395	14.80	2.96	10.35	2.07	8.60	1.72
65	1,975	395	15.35	3.07	10.75	2.15	8.90	1.78
66	1,975	395	16.10	3.22	11.25	2.25	9.35	1.87
67	1,975	395	16.80	3.36	11.75	2.35	9.75	1.95
68	1,975	395	17.60	3.52	12.30	2.46	10.20	2.04
69	1,975	395	18.40	3.68	12.85	2.57	10.65	2.13

Table 8 (a) – Income Protection cover and costs

(To Age 60 Benefit Period)

Unit based cover
(Premiums effective up to 31 May 2024)

Default cover								
Waiting Period			30 days		60 days		90 days	
Benefit Period			Age 60		Age 60		Age 60	
Age Last Birthday	Total \$ cover per month (5 units)	Value of 1 unit (\$)	Weekly \$ premium (5 units)	Weekly \$ premium (1 unit)	Weekly \$ premium (5 units)	Weekly \$ premium (1 unit)	Weekly \$ premium (5 units)	Weekly \$ premium (1 unit)
15	400	80	0.35	0.07	0.25	0.05	0.20	0.04
16	400	80	0.35	0.07	0.25	0.05	0.20	0.04
17	400	80	0.35	0.07	0.25	0.05	0.20	0.04
18	400	80	0.35	0.07	0.25	0.05	0.20	0.04
19	800	160	0.80	0.16	0.55	0.11	0.45	0.09
20	1,200	240	1.35	0.27	0.95	0.19	0.80	0.16
21	1,375	275	2.00	0.40	1.40	0.28	1.15	0.23
22	1,375	275	2.30	0.46	1.60	0.32	1.35	0.27
23	1,375	275	2.45	0.49	1.70	0.34	1.40	0.28
24	1,375	275	2.80	0.56	1.95	0.39	1.60	0.32
25	2,125	425	5.45	1.09	3.80	0.76	3.15	0.63
26	2,125	425	6.20	1.24	4.35	0.87	3.60	0.72
27	2,125	425	7.35	1.47	5.15	1.03	4.25	0.85
28	2,125	425	8.60	1.72	6.00	1.20	5.00	1.00
29	2,125	425	10.20	2.04	7.15	1.43	5.95	1.19
30	2,125	425	12.25	2.45	8.55	1.71	7.10	1.42
31	2,125	425	13.30	2.66	9.30	1.86	7.70	1.54
32	2,125	425	13.30	2.66	9.30	1.86	7.70	1.54
33	2,125	425	13.30	2.66	9.30	1.86	7.70	1.54
34	2,125	425	13.30	2.66	9.30	1.86	7.70	1.54
35	2,125	425	18.75	3.75	13.10	2.62	10.85	2.17
36	2,125	425	19.30	3.86	13.50	2.70	11.20	2.24
37	2,125	425	19.30	3.86	13.50	2.70	11.20	2.24
38	2,125	425	19.30	3.86	13.50	2.70	11.20	2.24
39	2,125	425	19.30	3.86	13.50	2.70	11.20	2.24
40	2,125	425	19.30	3.86	13.50	2.70	11.20	2.24
41	2,125	425	19.30	3.86	13.50	2.70	11.20	2.24
42	2,125	425	19.30	3.86	13.50	2.70	11.20	2.24
43	2,125	425	19.30	3.86	13.50	2.70	11.20	2.24
44	2,125	425	19.30	3.86	13.50	2.70	11.20	2.24
45	2,250	450	14.60	2.92	10.20	2.04	8.45	1.69
46	2,250	450	14.60	2.92	10.20	2.04	8.45	1.69
47	2,250	450	14.60	2.92	10.20	2.04	8.45	1.69
48	2,250	450	14.60	2.92	10.20	2.04	8.45	1.69
49	2,250	450	14.60	2.92	10.20	2.04	8.45	1.69
50	2,000	400	12.45	2.49	8.70	1.74	7.20	1.44
51	2,000	400	12.45	2.49	8.70	1.74	7.20	1.44
52	2,000	400	12.45	2.49	8.70	1.74	7.20	1.44
53	2,000	400	12.45	2.49	8.70	1.74	7.20	1.44
54	2,000	400	12.45	2.49	8.70	1.74	7.20	1.44
55	2,000	400	12.45	2.49	8.70	1.74	7.20	1.44
56	2,000	400	12.45	2.49	8.70	1.74	7.20	1.44
57	2,000	400	12.45	2.49	8.70	1.74	7.20	1.44
58	2,000	400	8.35	1.67	5.85	1.17	4.85	0.97
59	2,000	400	9.85	1.97	6.90	1.38	5.75	1.15
60	1,975	395	11.45	2.29	8.00	1.60	6.65	1.33
61	1,975	395	12.15	2.43	8.50	1.70	7.05	1.41
62	1,975	395	12.15	2.43	8.50	1.70	7.05	1.41
63	1,975	395	12.15	2.43	8.50	1.70	7.05	1.41
64	1,975	395	12.15	2.43	8.50	1.70	7.05	1.41
65	1,975	395	12.15	2.43	8.50	1.70	7.05	1.41
66	1,975	395	12.15	2.43	8.50	1.70	7.05	1.41
67	1,975	395	12.15	2.43	8.50	1.70	7.05	1.41
68	1,975	395	12.15	2.43	8.50	1.70	7.05	1.41
69	1,975	395	12.15	2.43	8.50	1.70	7.05	1.41

Table 8 (b) – Income Protection Rates

(To Age 60 Benefit Period)

Unit based cover
(Premiums effective from 31 May 2024)

Default cover								
Waiting Period		30 days			60 days		90 days	
Benefit Period		Age 60			Age 60		Age 60	
Age Last Birthday	Total \$ cover per month (5 units)	Value of 1 unit (\$)	Weekly \$ premium (5 units)	Weekly \$ premium (1 unit)	Weekly \$ premium (5 units)	Weekly \$ premium (1 unit)	Weekly \$ premium (5 units)	Weekly \$ premium (1 unit)
15	400	80	0.35	0.07	0.25	0.05	0.20	0.04
16	400	80	0.35	0.07	0.25	0.05	0.20	0.04
17	400	80	0.45	0.09	0.30	0.06	0.25	0.05
18	400	80	0.50	0.10	0.35	0.07	0.30	0.06
19	800	160	1.20	0.24	0.85	0.17	0.70	0.14
20	1,200	240	2.15	0.43	1.50	0.30	1.25	0.25
21	1,375	275	2.80	0.56	1.95	0.39	1.60	0.32
22	1,375	275	3.20	0.64	2.25	0.45	1.85	0.37
23	1,375	275	3.35	0.67	2.35	0.47	1.95	0.39
24	1,375	275	3.65	0.73	2.55	0.51	2.10	0.42
25	2,125	425	5.95	1.19	4.15	0.83	3.45	0.69
26	2,125	425	6.35	1.27	4.45	0.89	3.70	0.74
27	2,125	425	6.85	1.37	4.80	0.96	4.00	0.80
28	2,125	425	7.20	1.44	5.05	1.01	4.20	0.84
29	2,125	425	7.95	1.59	5.55	1.11	4.60	0.92
30	2,125	425	8.45	1.69	5.90	1.18	4.90	0.98
31	2,125	425	9.00	1.80	6.30	1.26	5.25	1.05
32	2,125	425	9.65	1.93	6.75	1.35	5.60	1.12
33	2,125	425	10.20	2.04	7.15	1.43	5.95	1.19
34	2,125	425	10.85	2.17	7.60	1.52	6.30	1.26
35	2,125	425	11.45	2.29	8.00	1.60	6.65	1.33
36	2,125	425	12.25	2.45	8.55	1.71	7.10	1.42
37	2,125	425	13.25	2.65	9.25	1.85	7.70	1.54
38	2,125	425	14.15	2.83	9.90	1.98	8.20	1.64
39	2,125	425	14.85	2.97	10.40	2.08	8.65	1.73
40	2,125	425	15.45	3.09	10.80	2.16	8.95	1.79
41	2,125	425	16.30	3.26	11.40	2.28	9.45	1.89
42	2,125	425	17.00	3.40	11.90	2.38	9.90	1.98
43	2,125	425	17.75	3.55	12.40	2.48	10.30	2.06
44	2,125	425	18.40	3.68	12.85	2.57	10.65	2.13
45	2,250	450	20.15	4.03	14.10	2.82	11.70	2.34
46	2,250	450	20.75	4.15	14.50	2.90	12.05	2.41
47	2,250	450	21.30	4.26	14.90	2.98	12.35	2.47
48	2,250	450	21.60	4.32	15.10	3.02	12.55	2.51
49	2,250	450	21.95	4.39	15.35	3.07	12.75	2.55
50	2,000	400	19.65	3.93	13.75	2.75	11.40	2.28
51	2,000	400	19.60	3.92	13.70	2.74	11.35	2.27
52	2,000	400	19.30	3.86	13.50	2.70	11.20	2.24
53	2,000	400	18.75	3.75	13.10	2.62	10.85	2.17
54	2,000	400	17.90	3.58	12.50	2.50	10.40	2.08
55	2,000	400	16.75	3.35	11.70	2.34	9.70	1.94
56	2,000	400	15.60	3.12	10.90	2.18	9.05	1.81
57	2,000	400	14.25	2.85	9.95	1.99	8.25	1.65
58	2,000	400	12.35	2.47	8.65	1.73	7.20	1.44
59	2,000	400	12.75	2.55	8.90	1.78	7.40	1.48
60	1,975	395	12.85	2.57	9.00	1.80	7.45	1.49
61	1,975	395	13.30	2.66	9.30	1.86	7.70	1.54
62	1,975	395	13.75	2.75	9.60	1.92	7.95	1.59
63	1,975	395	14.25	2.85	9.95	1.99	8.25	1.65
64	1,975	395	14.80	2.96	10.35	2.07	8.60	1.72
65	1,975	395	15.35	3.07	10.75	2.15	8.90	1.78
66	1,975	395	16.10	3.22	11.25	2.25	9.35	1.87
67	1,975	395	16.80	3.36	11.75	2.35	9.75	1.95
68	1,975	395	17.60	3.52	12.30	2.46	10.20	2.04
69	1,975	395	18.40	3.68	12.85	2.57	10.65	2.13

*From 31 May 2024, Voluntary cover premiums for members with unit based cover is no longer rated by gender.

Table 9 - Income Protection Voluntary cover and costs
(5 year Benefit Period, 30 day Waiting Period)

Unit based cover
(Premiums effective up to 31 May 2024)

Voluntary cover											
Waiting Period		30 days									
Benefit Period		5 Years									
Cost per unit per week (\$) by gender and occupation category (see page 36).											
Age Last Birthday	Cover per Unit per month (\$)	Male					Female				
		Prof	WC	LM	BC	HM	Prof	WC	LM	BC	HM
15	100	0.12	0.13	0.17	0.23	0.32	0.14	0.16	0.17	0.19	0.27
16	100	0.12	0.13	0.17	0.23	0.32	0.14	0.16	0.17	0.19	0.27
17	100	0.12	0.13	0.17	0.23	0.32	0.14	0.16	0.17	0.19	0.27
18	100	0.12	0.13	0.17	0.23	0.32	0.14	0.16	0.17	0.19	0.27
19	100	0.12	0.13	0.17	0.23	0.32	0.14	0.16	0.17	0.19	0.27
20	100	0.12	0.13	0.17	0.23	0.32	0.14	0.16	0.17	0.19	0.27
21	100	0.12	0.13	0.17	0.23	0.32	0.14	0.16	0.17	0.19	0.27
22	100	0.12	0.13	0.17	0.23	0.32	0.14	0.16	0.17	0.19	0.27
23	100	0.12	0.13	0.17	0.23	0.32	0.14	0.16	0.17	0.19	0.27
24	100	0.12	0.13	0.17	0.23	0.32	0.14	0.16	0.17	0.19	0.27
25	100	0.12	0.13	0.17	0.23	0.32	0.14	0.16	0.17	0.19	0.27
26	100	0.12	0.13	0.17	0.23	0.32	0.14	0.16	0.17	0.19	0.27
27	100	0.12	0.13	0.17	0.23	0.32	0.14	0.16	0.17	0.19	0.27
28	100	0.12	0.13	0.17	0.23	0.32	0.14	0.16	0.17	0.19	0.27
29	100	0.12	0.13	0.17	0.23	0.32	0.14	0.16	0.17	0.19	0.27
30	100	0.12	0.13	0.18	0.24	0.34	0.15	0.16	0.17	0.20	0.29
31	100	0.13	0.14	0.18	0.25	0.35	0.16	0.17	0.18	0.21	0.30
32	100	0.13	0.15	0.19	0.27	0.37	0.16	0.18	0.19	0.22	0.31
33	100	0.14	0.15	0.20	0.28	0.39	0.17	0.19	0.20	0.23	0.33
34	100	0.15	0.16	0.21	0.29	0.41	0.18	0.20	0.21	0.24	0.35
35	100	0.16	0.18	0.23	0.32	0.45	0.20	0.22	0.23	0.27	0.38
36	100	0.17	0.19	0.25	0.34	0.47	0.21	0.23	0.24	0.28	0.40
37	100	0.18	0.20	0.26	0.35	0.49	0.22	0.24	0.26	0.30	0.42
38	100	0.19	0.20	0.27	0.37	0.52	0.23	0.25	0.27	0.31	0.44
39	100	0.20	0.22	0.28	0.39	0.54	0.24	0.26	0.28	0.33	0.46
40	100	0.22	0.24	0.32	0.44	0.61	0.27	0.29	0.31	0.36	0.51
41	100	0.24	0.27	0.35	0.49	0.67	0.30	0.33	0.35	0.40	0.57
42	100	0.27	0.30	0.39	0.54	0.75	0.33	0.36	0.39	0.45	0.64
43	100	0.30	0.33	0.43	0.60	0.83	0.36	0.40	0.43	0.50	0.70
44	100	0.32	0.36	0.47	0.65	0.90	0.39	0.43	0.46	0.54	0.76
45	100	0.35	0.38	0.50	0.69	0.96	0.42	0.46	0.50	0.58	0.81
46	100	0.38	0.42	0.55	0.76	1.05	0.46	0.51	0.55	0.63	0.89
47	100	0.42	0.46	0.60	0.83	1.15	0.51	0.56	0.60	0.69	0.98
48	100	0.46	0.50	0.66	0.91	1.26	0.55	0.61	0.66	0.76	1.07
49	100	0.50	0.55	0.72	0.99	1.38	0.60	0.66	0.72	0.83	1.17
50	100	0.54	0.60	0.79	1.08	1.51	0.66	0.72	0.78	0.90	1.27
51	100	0.59	0.65	0.86	1.18	1.64	0.72	0.79	0.85	0.98	1.39
52	100	0.64	0.71	0.93	1.28	1.78	0.78	0.86	0.92	1.07	1.51
53	100	0.70	0.77	1.01	1.39	1.93	0.85	0.93	1.00	1.16	1.64
54	100	0.76	0.83	1.10	1.51	2.10	0.92	1.01	1.09	1.26	1.78
55	100	0.82	0.90	1.19	1.64	2.27	1.00	1.09	1.18	1.36	1.92
56	100	0.86	0.95	1.25	1.72	2.39	1.04	1.15	1.24	1.43	2.02
57	100	0.90	0.99	1.31	1.80	2.50	1.09	1.20	1.30	1.50	2.11
58	100	0.29	0.32	0.41	0.57	0.79	0.35	0.38	0.41	0.48	0.68
59	100	0.30	0.34	0.44	0.61	0.85	0.37	0.41	0.44	0.51	0.72
60	100	0.33	0.36	0.48	0.65	0.91	0.40	0.44	0.48	0.55	0.77
61	100	0.35	0.39	0.51	0.70	0.98	0.43	0.47	0.51	0.59	0.83
62	100	0.36	0.40	0.52	0.72	1.00	0.44	0.49	0.52	0.60	0.85
63	100	0.30	0.33	0.44	0.60	0.84	0.37	0.40	0.44	0.50	0.71
64	100	0.30	0.33	0.44	0.60	0.84	0.37	0.40	0.44	0.50	0.71
65	100	0.30	0.33	0.44	0.60	0.84	0.37	0.40	0.44	0.50	0.71
66	100	0.30	0.33	0.44	0.60	0.84	0.37	0.40	0.44	0.50	0.71
67	100	0.30	0.33	0.44	0.60	0.84	0.37	0.40	0.44	0.50	0.71
68	100	0.30	0.33	0.44	0.60	0.84	0.37	0.40	0.44	0.50	0.71
69	100	0.30	0.33	0.44	0.60	0.84	0.37	0.40	0.44	0.50	0.71

Table 10 - Income Protection Voluntary cover and costs
(5 year Benefit Period, 60 day Waiting Period)

Unit based cover
(Premiums effective up to 31 May 2024)

Voluntary cover											
Waiting Period		60 days									
Benefit Period		5 Years									
Cost per unit per week (\$) by gender and occupation category (see page 36).											
Age Last Birthday	Cover per Unit per month (\$)	Male					Female				
		Prof	WC	LM	BC	HM	Prof	WC	LM	BC	HM
15	100	0.08	0.09	0.12	0.16	0.22	0.10	0.11	0.12	0.13	0.19
16	100	0.08	0.09	0.12	0.16	0.22	0.10	0.11	0.12	0.13	0.19
17	100	0.08	0.09	0.12	0.16	0.22	0.10	0.11	0.12	0.13	0.19
18	100	0.08	0.09	0.12	0.16	0.22	0.10	0.11	0.12	0.13	0.19
19	100	0.08	0.09	0.12	0.16	0.22	0.10	0.11	0.12	0.13	0.19
20	100	0.08	0.09	0.12	0.16	0.22	0.10	0.11	0.12	0.13	0.19
21	100	0.08	0.09	0.12	0.16	0.22	0.10	0.11	0.12	0.13	0.19
22	100	0.08	0.09	0.12	0.16	0.22	0.10	0.11	0.12	0.13	0.19
23	100	0.08	0.09	0.12	0.16	0.22	0.10	0.11	0.12	0.13	0.19
24	100	0.08	0.09	0.12	0.16	0.22	0.10	0.11	0.12	0.13	0.19
25	100	0.08	0.09	0.12	0.16	0.22	0.10	0.11	0.12	0.13	0.19
26	100	0.08	0.09	0.12	0.16	0.22	0.10	0.11	0.12	0.13	0.19
27	100	0.08	0.09	0.12	0.16	0.22	0.10	0.11	0.12	0.13	0.19
28	100	0.08	0.09	0.12	0.16	0.22	0.10	0.11	0.12	0.13	0.19
29	100	0.08	0.09	0.12	0.16	0.22	0.10	0.11	0.12	0.13	0.19
30	100	0.08	0.09	0.12	0.17	0.23	0.10	0.11	0.12	0.14	0.20
31	100	0.09	0.10	0.13	0.18	0.25	0.11	0.12	0.13	0.15	0.21
32	100	0.09	0.10	0.13	0.19	0.26	0.11	0.13	0.13	0.16	0.22
33	100	0.10	0.11	0.14	0.19	0.27	0.12	0.13	0.14	0.16	0.23
34	100	0.10	0.11	0.15	0.20	0.28	0.12	0.14	0.15	0.17	0.24
35	100	0.11	0.12	0.16	0.23	0.31	0.14	0.15	0.16	0.19	0.27
36	100	0.12	0.13	0.17	0.24	0.33	0.14	0.16	0.17	0.20	0.28
37	100	0.12	0.14	0.18	0.25	0.34	0.15	0.17	0.18	0.21	0.29
38	100	0.13	0.14	0.19	0.26	0.36	0.16	0.17	0.19	0.22	0.31
39	100	0.14	0.15	0.20	0.27	0.38	0.17	0.18	0.20	0.23	0.32
40	100	0.15	0.17	0.22	0.30	0.42	0.19	0.20	0.22	0.25	0.36
41	100	0.17	0.19	0.25	0.34	0.47	0.21	0.23	0.25	0.28	0.40
42	100	0.19	0.21	0.27	0.38	0.52	0.23	0.25	0.27	0.31	0.44
43	100	0.21	0.23	0.30	0.42	0.58	0.25	0.28	0.30	0.35	0.49
44	100	0.23	0.25	0.33	0.45	0.63	0.28	0.30	0.33	0.38	0.53
45	100	0.24	0.27	0.35	0.48	0.67	0.29	0.32	0.35	0.40	0.57
46	100	0.27	0.29	0.38	0.53	0.74	0.32	0.36	0.38	0.44	0.62
47	100	0.29	0.32	0.42	0.58	0.81	0.35	0.39	0.42	0.48	0.68
48	100	0.32	0.35	0.46	0.64	0.88	0.39	0.43	0.46	0.53	0.75
49	100	0.35	0.38	0.50	0.70	0.96	0.42	0.46	0.50	0.58	0.82
50	100	0.38	0.42	0.55	0.76	1.05	0.46	0.51	0.55	0.63	0.89
51	100	0.41	0.45	0.60	0.83	1.15	0.50	0.55	0.59	0.69	0.97
52	100	0.45	0.49	0.65	0.90	1.25	0.55	0.60	0.65	0.75	1.05
53	100	0.49	0.54	0.71	0.97	1.35	0.59	0.65	0.70	0.81	1.14
54	100	0.53	0.58	0.77	1.06	1.47	0.64	0.71	0.76	0.88	1.24
55	100	0.57	0.63	0.83	1.15	1.59	0.70	0.77	0.82	0.95	1.35
56	100	0.60	0.66	0.87	1.20	1.67	0.73	0.80	0.86	1.00	1.41
57	100	0.63	0.70	0.91	1.26	1.75	0.77	0.84	0.91	1.05	1.48
58	100	0.20	0.22	0.29	0.40	0.56	0.24	0.27	0.29	0.33	0.47
59	100	0.21	0.24	0.31	0.43	0.59	0.26	0.29	0.31	0.36	0.50
60	100	0.23	0.25	0.33	0.46	0.63	0.28	0.31	0.33	0.38	0.54
61	100	0.25	0.27	0.36	0.49	0.68	0.30	0.33	0.36	0.41	0.58
62	100	0.25	0.28	0.37	0.50	0.70	0.31	0.34	0.37	0.42	0.60
63	100	0.21	0.23	0.31	0.42	0.58	0.26	0.28	0.31	0.35	0.50
64	100	0.21	0.23	0.31	0.42	0.58	0.26	0.28	0.31	0.35	0.50
65	100	0.21	0.23	0.31	0.42	0.58	0.26	0.28	0.31	0.35	0.50
66	100	0.21	0.23	0.31	0.42	0.58	0.26	0.28	0.31	0.35	0.50
67	100	0.21	0.23	0.31	0.42	0.58	0.26	0.28	0.31	0.35	0.50
68	100	0.21	0.23	0.31	0.42	0.58	0.26	0.28	0.31	0.35	0.50
69	100	0.21	0.23	0.31	0.42	0.58	0.26	0.28	0.31	0.35	0.50

Table 11 – Income Protection Voluntary cover and costs
(5 year Benefit Period, 90 day Waiting Period)

Unit based cover
(Premiums effective up to 31 May 2024)

Voluntary cover											
Waiting Period		90 days									
Benefit Period		5 Years									
Cost per unit per week (\$) by gender and occupation category (see page 36).											
Age Last Birthday	Cover per Unit per month (\$)	Male					Female				
		Prof	WC	LM	BC	HM	Prof	WC	LM	BC	HM
15	100	0.07	0.07	0.10	0.13	0.19	0.08	0.09	0.10	0.11	0.16
16	100	0.07	0.07	0.10	0.13	0.19	0.08	0.09	0.10	0.11	0.16
17	100	0.07	0.07	0.10	0.13	0.19	0.08	0.09	0.10	0.11	0.16
18	100	0.07	0.07	0.10	0.13	0.19	0.08	0.09	0.10	0.11	0.16
19	100	0.07	0.07	0.10	0.13	0.19	0.08	0.09	0.10	0.11	0.16
20	100	0.07	0.07	0.10	0.13	0.19	0.08	0.09	0.10	0.11	0.16
21	100	0.07	0.07	0.10	0.13	0.19	0.08	0.09	0.10	0.11	0.16
22	100	0.07	0.07	0.10	0.13	0.19	0.08	0.09	0.10	0.11	0.16
23	100	0.07	0.07	0.10	0.13	0.19	0.08	0.09	0.10	0.11	0.16
24	100	0.07	0.07	0.10	0.13	0.19	0.08	0.09	0.10	0.11	0.16
25	100	0.07	0.07	0.10	0.13	0.19	0.08	0.09	0.10	0.11	0.16
26	100	0.07	0.07	0.10	0.13	0.19	0.08	0.09	0.10	0.11	0.16
27	100	0.07	0.07	0.10	0.13	0.19	0.08	0.09	0.10	0.11	0.16
28	100	0.07	0.07	0.10	0.13	0.19	0.08	0.09	0.10	0.11	0.16
29	100	0.07	0.07	0.10	0.13	0.19	0.08	0.09	0.10	0.11	0.16
30	100	0.07	0.08	0.10	0.14	0.19	0.09	0.09	0.10	0.12	0.17
31	100	0.07	0.08	0.11	0.15	0.20	0.09	0.10	0.11	0.12	0.17
32	100	0.08	0.09	0.11	0.15	0.21	0.09	0.10	0.11	0.13	0.18
33	100	0.08	0.09	0.12	0.16	0.23	0.10	0.11	0.12	0.14	0.19
34	100	0.09	0.09	0.12	0.17	0.24	0.10	0.11	0.12	0.14	0.20
35	100	0.09	0.10	0.14	0.19	0.26	0.11	0.13	0.14	0.16	0.22
36	100	0.10	0.11	0.14	0.20	0.27	0.12	0.13	0.14	0.16	0.23
37	100	0.10	0.11	0.15	0.21	0.29	0.13	0.14	0.15	0.17	0.24
38	100	0.11	0.12	0.16	0.22	0.30	0.13	0.14	0.16	0.18	0.25
39	100	0.11	0.12	0.16	0.23	0.31	0.14	0.15	0.16	0.19	0.27
40	100	0.13	0.14	0.18	0.25	0.35	0.15	0.17	0.18	0.21	0.30
41	100	0.14	0.16	0.20	0.28	0.39	0.17	0.19	0.20	0.24	0.33
42	100	0.16	0.17	0.23	0.31	0.43	0.19	0.21	0.23	0.26	0.37
43	100	0.17	0.19	0.25	0.35	0.48	0.21	0.23	0.25	0.29	0.41
44	100	0.19	0.21	0.27	0.38	0.52	0.23	0.25	0.27	0.31	0.44
45	100	0.20	0.22	0.29	0.40	0.56	0.24	0.27	0.29	0.33	0.47
46	100	0.22	0.24	0.32	0.44	0.61	0.27	0.29	0.32	0.37	0.52
47	100	0.24	0.27	0.35	0.48	0.67	0.29	0.32	0.35	0.40	0.57
48	100	0.26	0.29	0.38	0.53	0.73	0.32	0.35	0.38	0.44	0.62
49	100	0.29	0.32	0.42	0.58	0.80	0.35	0.39	0.42	0.48	0.68
50	100	0.31	0.35	0.46	0.63	0.87	0.38	0.42	0.45	0.52	0.74
51	100	0.34	0.38	0.50	0.69	0.95	0.42	0.46	0.49	0.57	0.81
52	100	0.37	0.41	0.54	0.74	1.03	0.45	0.50	0.54	0.62	0.87
53	100	0.40	0.45	0.59	0.81	1.12	0.49	0.54	0.58	0.67	0.95
54	100	0.44	0.48	0.64	0.88	1.22	0.53	0.59	0.63	0.73	1.03
55	100	0.48	0.52	0.69	0.95	1.32	0.58	0.64	0.68	0.79	1.12
56	100	0.50	0.55	0.72	1.00	1.38	0.61	0.67	0.72	0.83	1.17
57	100	0.52	0.58	0.76	1.05	1.45	0.64	0.70	0.75	0.87	1.23
58	100	0.17	0.18	0.24	0.33	0.46	0.20	0.22	0.24	0.28	0.39
59	100	0.18	0.20	0.26	0.35	0.49	0.22	0.24	0.26	0.30	0.42
60	100	0.19	0.21	0.28	0.38	0.53	0.23	0.26	0.28	0.32	0.45
61	100	0.20	0.23	0.30	0.41	0.57	0.25	0.27	0.30	0.34	0.48
62	100	0.21	0.23	0.30	0.42	0.58	0.26	0.28	0.30	0.35	0.50
63	100	0.17	0.19	0.25	0.35	0.49	0.21	0.23	0.25	0.29	0.41
64	100	0.17	0.19	0.25	0.35	0.49	0.21	0.23	0.25	0.29	0.41
65	100	0.17	0.19	0.25	0.35	0.49	0.21	0.23	0.25	0.29	0.41
66	100	0.17	0.19	0.25	0.35	0.49	0.21	0.23	0.25	0.29	0.41
67	100	0.17	0.19	0.25	0.35	0.49	0.21	0.23	0.25	0.29	0.41
68	100	0.17	0.19	0.25	0.35	0.49	0.21	0.23	0.25	0.29	0.41
69	100	0.17	0.19	0.25	0.35	0.49	0.21	0.23	0.25	0.29	0.41

Table 13 - Income Protection Voluntary cover and costs
(To Age 60 Benefit Period, 30 day Waiting Period)

Unit based cover
(Premiums effective up to 31 May 2024)

Voluntary cover											
Waiting Period		30 days									
Benefit Period		To Age 60									
Cost per unit per week (\$) by gender and occupation category (see page 36).											
Age Last Birthday	Cover per Unit per month (\$)	Male					Female				
		Prof	WC	LM	BC	HM	Prof	WC	LM	BC	HM
15	100	0.24	0.26	0.35	0.48	0.66	0.29	0.32	0.34	0.40	0.56
16	100	0.24	0.26	0.35	0.48	0.66	0.29	0.32	0.34	0.40	0.56
17	100	0.24	0.26	0.35	0.48	0.66	0.29	0.32	0.34	0.40	0.56
18	100	0.24	0.26	0.35	0.48	0.66	0.29	0.32	0.34	0.40	0.56
19	100	0.24	0.26	0.35	0.48	0.66	0.29	0.32	0.34	0.40	0.56
20	100	0.24	0.26	0.35	0.48	0.66	0.29	0.32	0.34	0.40	0.56
21	100	0.24	0.26	0.35	0.48	0.66	0.29	0.32	0.34	0.40	0.56
22	100	0.24	0.26	0.35	0.48	0.66	0.29	0.32	0.34	0.40	0.56
23	100	0.24	0.26	0.35	0.48	0.66	0.29	0.32	0.34	0.40	0.56
24	100	0.24	0.26	0.35	0.48	0.66	0.29	0.32	0.34	0.40	0.56
25	100	0.24	0.26	0.35	0.48	0.66	0.29	0.32	0.34	0.40	0.56
26	100	0.24	0.26	0.35	0.48	0.66	0.29	0.32	0.34	0.40	0.56
27	100	0.24	0.26	0.35	0.48	0.66	0.29	0.32	0.34	0.40	0.56
28	100	0.24	0.26	0.35	0.48	0.66	0.29	0.32	0.34	0.40	0.56
29	100	0.24	0.26	0.35	0.48	0.66	0.29	0.32	0.34	0.40	0.56
30	100	0.25	0.27	0.36	0.50	0.69	0.30	0.33	0.36	0.42	0.59
31	100	0.26	0.29	0.38	0.52	0.73	0.32	0.35	0.38	0.44	0.62
32	100	0.27	0.30	0.40	0.55	0.76	0.33	0.37	0.39	0.46	0.65
33	100	0.29	0.32	0.42	0.57	0.80	0.35	0.39	0.41	0.48	0.68
34	100	0.30	0.33	0.44	0.60	0.84	0.37	0.40	0.44	0.50	0.71
35	100	0.33	0.37	0.48	0.66	0.92	0.41	0.45	0.48	0.55	0.78
36	100	0.35	0.38	0.50	0.70	0.97	0.42	0.47	0.50	0.58	0.82
37	100	0.37	0.40	0.53	0.73	1.01	0.45	0.49	0.53	0.61	0.86
38	100	0.38	0.42	0.56	0.77	1.06	0.47	0.51	0.55	0.64	0.90
39	100	0.40	0.44	0.58	0.80	1.12	0.49	0.54	0.58	0.67	0.95
40	100	0.42	0.47	0.61	0.84	1.17	0.51	0.56	0.61	0.70	0.99
41	100	0.44	0.49	0.64	0.88	1.23	0.54	0.59	0.64	0.74	1.04
42	100	0.46	0.51	0.67	0.93	1.29	0.56	0.62	0.67	0.77	1.09
43	100	0.49	0.54	0.70	0.97	1.35	0.59	0.65	0.70	0.81	1.14
44	100	0.50	0.55	0.72	1.00	1.39	0.61	0.67	0.72	0.83	1.18
45	100	0.51	0.56	0.74	1.02	1.41	0.62	0.68	0.73	0.85	1.20
46	100	0.53	0.59	0.77	1.07	1.48	0.65	0.71	0.77	0.89	1.25
47	100	0.56	0.62	0.81	1.12	1.55	0.68	0.75	0.81	0.93	1.32
48	100	0.59	0.65	0.85	1.17	1.63	0.71	0.79	0.85	0.98	1.38
49	100	0.62	0.68	0.89	1.23	1.71	0.75	0.82	0.89	1.02	1.45
50	100	0.65	0.71	0.94	1.29	1.79	0.79	0.86	0.93	1.07	1.52
51	100	0.68	0.75	0.98	1.35	1.88	0.82	0.91	0.97	1.13	1.59
52	100	0.71	0.78	1.03	1.42	1.97	0.86	0.95	1.02	1.18	1.67
53	100	0.74	0.82	1.08	1.49	2.07	0.91	1.00	1.07	1.24	1.75
54	100	0.78	0.86	1.13	1.56	2.17	0.95	1.04	1.12	1.30	1.84
55	100	0.82	0.90	1.19	1.64	2.27	1.00	1.09	1.18	1.36	1.92
56	100	0.86	0.95	1.25	1.72	2.39	1.04	1.15	1.24	1.43	2.02
57	100	0.90	0.99	1.31	1.80	2.50	1.09	1.20	1.30	1.50	2.11
58	100	0.29	0.32	0.41	0.57	0.79	0.35	0.38	0.41	0.48	0.68
59	100	0.30	0.34	0.44	0.61	0.85	0.37	0.41	0.44	0.51	0.72
60	100	0.33	0.36	0.48	0.65	0.91	0.40	0.44	0.48	0.55	0.77
61	100	0.35	0.39	0.51	0.70	0.98	0.43	0.47	0.51	0.59	0.83
62	100	0.36	0.40	0.52	0.72	1.00	0.44	0.49	0.52	0.60	0.85
63	100	0.30	0.33	0.44	0.60	0.84	0.37	0.40	0.44	0.50	0.71
64	100	0.30	0.33	0.44	0.60	0.84	0.37	0.40	0.44	0.50	0.71
65	100	0.30	0.33	0.44	0.60	0.84	0.37	0.40	0.44	0.50	0.71
66	100	0.30	0.33	0.44	0.60	0.84	0.37	0.40	0.44	0.50	0.71
67	100	0.30	0.33	0.44	0.60	0.84	0.37	0.40	0.44	0.50	0.71
68	100	0.30	0.33	0.44	0.60	0.84	0.37	0.40	0.44	0.50	0.71
69	100	0.30	0.33	0.44	0.60	0.84	0.37	0.40	0.44	0.50	0.71

Table 14 - Income Protection Voluntary cover and costs
(To Age 60 Benefit Period, 60 day Waiting Period)

Unit based cover
(Premiums effective up to 31 May 2024)

Voluntary cover											
Waiting Period		60 days									
Benefit Period		To Age 60									
Cost per unit per week (\$) by gender and occupation category (see page 36).											
Age Last Birthday	Cover per Unit per month (\$)	Male					Female				
		Prof	WC	LM	BC	HM	Prof	WC	LM	BC	HM
15	100	0.17	0.18	0.24	0.33	0.46	0.20	0.22	0.24	0.28	0.39
16	100	0.17	0.18	0.24	0.33	0.46	0.20	0.22	0.24	0.28	0.39
17	100	0.17	0.18	0.24	0.33	0.46	0.20	0.22	0.24	0.28	0.39
18	100	0.17	0.18	0.24	0.33	0.46	0.20	0.22	0.24	0.28	0.39
19	100	0.17	0.18	0.24	0.33	0.46	0.20	0.22	0.24	0.28	0.39
20	100	0.17	0.18	0.24	0.33	0.46	0.20	0.22	0.24	0.28	0.39
21	100	0.17	0.18	0.24	0.33	0.46	0.20	0.22	0.24	0.28	0.39
22	100	0.17	0.18	0.24	0.33	0.46	0.20	0.22	0.24	0.28	0.39
23	100	0.17	0.18	0.24	0.33	0.46	0.20	0.22	0.24	0.28	0.39
24	100	0.17	0.18	0.24	0.33	0.46	0.20	0.22	0.24	0.28	0.39
25	100	0.17	0.18	0.24	0.33	0.46	0.20	0.22	0.24	0.28	0.39
26	100	0.17	0.18	0.24	0.33	0.46	0.20	0.22	0.24	0.28	0.39
27	100	0.17	0.18	0.24	0.33	0.46	0.20	0.22	0.24	0.28	0.39
28	100	0.17	0.18	0.24	0.33	0.46	0.20	0.22	0.24	0.28	0.39
29	100	0.17	0.18	0.24	0.33	0.46	0.20	0.22	0.24	0.28	0.39
30	100	0.17	0.19	0.25	0.35	0.48	0.21	0.23	0.25	0.29	0.41
31	100	0.18	0.20	0.27	0.37	0.51	0.22	0.25	0.26	0.31	0.43
32	100	0.19	0.21	0.28	0.38	0.53	0.23	0.26	0.28	0.32	0.45
33	100	0.20	0.22	0.29	0.40	0.56	0.25	0.27	0.29	0.34	0.47
34	100	0.21	0.23	0.31	0.42	0.58	0.26	0.28	0.30	0.35	0.50
35	100	0.23	0.26	0.34	0.46	0.64	0.28	0.31	0.34	0.39	0.55
36	100	0.24	0.27	0.35	0.49	0.68	0.30	0.33	0.35	0.41	0.57
37	100	0.26	0.28	0.37	0.51	0.71	0.31	0.34	0.37	0.43	0.60
38	100	0.27	0.29	0.39	0.54	0.74	0.33	0.36	0.39	0.45	0.63
39	100	0.28	0.31	0.41	0.56	0.78	0.34	0.38	0.41	0.47	0.66
40	100	0.29	0.33	0.43	0.59	0.82	0.36	0.39	0.42	0.49	0.69
41	100	0.31	0.34	0.45	0.62	0.86	0.38	0.41	0.45	0.51	0.73
42	100	0.32	0.36	0.47	0.65	0.90	0.39	0.43	0.47	0.54	0.76
43	100	0.34	0.37	0.49	0.68	0.94	0.41	0.46	0.49	0.56	0.80
44	100	0.35	0.39	0.51	0.70	0.97	0.43	0.47	0.50	0.58	0.82
45	100	0.36	0.39	0.52	0.71	0.99	0.43	0.48	0.51	0.59	0.84
46	100	0.37	0.41	0.54	0.75	1.04	0.45	0.50	0.54	0.62	0.88
47	100	0.39	0.43	0.57	0.78	1.09	0.48	0.52	0.56	0.65	0.92
48	100	0.41	0.45	0.60	0.82	1.14	0.50	0.55	0.59	0.68	0.97
49	100	0.43	0.47	0.62	0.86	1.20	0.52	0.58	0.62	0.72	1.01
50	100	0.45	0.50	0.65	0.90	1.25	0.55	0.60	0.65	0.75	1.06
51	100	0.47	0.52	0.69	0.95	1.32	0.58	0.63	0.68	0.79	1.11
52	100	0.50	0.55	0.72	0.99	1.38	0.60	0.66	0.71	0.83	1.17
53	100	0.52	0.57	0.75	1.04	1.45	0.63	0.70	0.75	0.87	1.22
54	100	0.55	0.60	0.79	1.09	1.52	0.66	0.73	0.79	0.91	1.28
55	100	0.57	0.63	0.83	1.15	1.59	0.70	0.77	0.82	0.95	1.35
56	100	0.60	0.66	0.87	1.20	1.67	0.73	0.80	0.86	1.00	1.41
57	100	0.63	0.70	0.91	1.26	1.75	0.77	0.84	0.91	1.05	1.48
58	100	0.20	0.22	0.29	0.40	0.56	0.24	0.27	0.29	0.33	0.47
59	100	0.21	0.24	0.31	0.43	0.59	0.26	0.29	0.31	0.36	0.50
60	100	0.23	0.25	0.33	0.46	0.63	0.28	0.31	0.33	0.38	0.54
61	100	0.25	0.27	0.36	0.49	0.68	0.30	0.33	0.36	0.41	0.58
62	100	0.25	0.28	0.37	0.50	0.70	0.31	0.34	0.37	0.42	0.60
63	100	0.21	0.23	0.31	0.42	0.58	0.26	0.28	0.31	0.35	0.50
64	100	0.21	0.23	0.31	0.42	0.58	0.26	0.28	0.31	0.35	0.50
65	100	0.21	0.23	0.31	0.42	0.58	0.26	0.28	0.31	0.35	0.50
66	100	0.21	0.23	0.31	0.42	0.58	0.26	0.28	0.31	0.35	0.50
67	100	0.21	0.23	0.31	0.42	0.58	0.26	0.28	0.31	0.35	0.50
68	100	0.21	0.23	0.31	0.42	0.58	0.26	0.28	0.31	0.35	0.50
69	100	0.21	0.23	0.31	0.42	0.58	0.26	0.28	0.31	0.35	0.50

Table 15 - Income Protection Voluntary cover and costs
(To Age 60 Benefit Period, 90 day Waiting Period)

Unit based cover
(Premiums effective up to 31 May 2024)

Voluntary cover											
Waiting Period		90 days									
Benefit Period		To Age 60									
Cost per unit per week (\$) by gender and occupation category (see page 36).											
Age Last Birthday	Cover per Unit per month (\$)	Male					Female				
		Prof	WC	LM	BC	HM	Prof	WC	LM	BC	HM
15	100	0.14	0.15	0.20	0.28	0.38	0.17	0.19	0.20	0.23	0.33
16	100	0.14	0.15	0.20	0.28	0.38	0.17	0.19	0.20	0.23	0.33
17	100	0.14	0.15	0.20	0.28	0.38	0.17	0.19	0.20	0.23	0.33
18	100	0.14	0.15	0.20	0.28	0.38	0.17	0.19	0.20	0.23	0.33
19	100	0.14	0.15	0.20	0.28	0.38	0.17	0.19	0.20	0.23	0.33
20	100	0.14	0.15	0.20	0.28	0.38	0.17	0.19	0.20	0.23	0.33
21	100	0.14	0.15	0.20	0.28	0.38	0.17	0.19	0.20	0.23	0.33
22	100	0.14	0.15	0.20	0.28	0.38	0.17	0.19	0.20	0.23	0.33
23	100	0.14	0.15	0.20	0.28	0.38	0.17	0.19	0.20	0.23	0.33
24	100	0.14	0.15	0.20	0.28	0.38	0.17	0.19	0.20	0.23	0.33
25	100	0.14	0.15	0.20	0.28	0.38	0.17	0.19	0.20	0.23	0.33
26	100	0.14	0.15	0.20	0.28	0.38	0.17	0.19	0.20	0.23	0.33
27	100	0.14	0.15	0.20	0.28	0.38	0.17	0.19	0.20	0.23	0.33
28	100	0.14	0.15	0.20	0.28	0.38	0.17	0.19	0.20	0.23	0.33
29	100	0.14	0.15	0.20	0.28	0.38	0.17	0.19	0.20	0.23	0.33
30	100	0.14	0.16	0.21	0.29	0.40	0.18	0.19	0.21	0.24	0.34
31	100	0.15	0.17	0.22	0.30	0.42	0.19	0.20	0.22	0.25	0.36
32	100	0.16	0.18	0.23	0.32	0.44	0.19	0.21	0.23	0.27	0.38
33	100	0.17	0.18	0.24	0.33	0.46	0.20	0.22	0.24	0.28	0.39
34	100	0.18	0.19	0.25	0.35	0.49	0.21	0.23	0.25	0.29	0.41
35	100	0.19	0.21	0.28	0.38	0.53	0.24	0.26	0.28	0.32	0.45
36	100	0.20	0.22	0.29	0.40	0.56	0.25	0.27	0.29	0.34	0.48
37	100	0.21	0.23	0.31	0.42	0.59	0.26	0.28	0.31	0.35	0.50
38	100	0.22	0.24	0.32	0.44	0.62	0.27	0.30	0.32	0.37	0.52
39	100	0.23	0.26	0.34	0.47	0.65	0.28	0.31	0.34	0.39	0.55
40	100	0.24	0.27	0.35	0.49	0.68	0.30	0.33	0.35	0.41	0.58
41	100	0.26	0.28	0.37	0.51	0.71	0.31	0.34	0.37	0.43	0.60
42	100	0.27	0.30	0.39	0.54	0.75	0.33	0.36	0.39	0.45	0.63
43	100	0.28	0.31	0.41	0.56	0.78	0.34	0.38	0.41	0.47	0.66
44	100	0.29	0.32	0.42	0.58	0.81	0.35	0.39	0.42	0.48	0.68
45	100	0.30	0.33	0.43	0.59	0.82	0.36	0.40	0.43	0.49	0.69
46	100	0.31	0.34	0.45	0.62	0.86	0.38	0.41	0.45	0.52	0.73
47	100	0.32	0.36	0.47	0.65	0.90	0.40	0.43	0.47	0.54	0.77
48	100	0.34	0.38	0.49	0.68	0.95	0.41	0.46	0.49	0.57	0.80
49	100	0.36	0.39	0.52	0.72	0.99	0.43	0.48	0.51	0.59	0.84
50	100	0.37	0.41	0.54	0.75	1.04	0.46	0.50	0.54	0.62	0.88
51	100	0.39	0.43	0.57	0.79	1.09	0.48	0.53	0.57	0.65	0.92
52	100	0.41	0.45	0.60	0.82	1.14	0.50	0.55	0.59	0.68	0.97
53	100	0.43	0.48	0.63	0.86	1.20	0.53	0.58	0.62	0.72	1.02
54	100	0.45	0.50	0.66	0.91	1.26	0.55	0.61	0.65	0.75	1.07
55	100	0.48	0.52	0.69	0.95	1.32	0.58	0.64	0.68	0.79	1.12
56	100	0.50	0.55	0.72	1.00	1.38	0.61	0.67	0.72	0.83	1.17
57	100	0.52	0.58	0.76	1.05	1.45	0.64	0.70	0.75	0.87	1.23
58	100	0.17	0.18	0.24	0.33	0.46	0.20	0.22	0.24	0.28	0.39
59	100	0.18	0.20	0.26	0.35	0.49	0.22	0.24	0.26	0.30	0.42
60	100	0.19	0.21	0.28	0.38	0.53	0.23	0.26	0.28	0.32	0.45
61	100	0.20	0.23	0.30	0.41	0.57	0.25	0.27	0.30	0.34	0.48
62	100	0.21	0.23	0.30	0.42	0.58	0.26	0.28	0.30	0.35	0.50
63	100	0.17	0.19	0.25	0.35	0.49	0.21	0.23	0.25	0.29	0.41
64	100	0.17	0.19	0.25	0.35	0.49	0.21	0.23	0.25	0.29	0.41
65	100	0.17	0.19	0.25	0.35	0.49	0.21	0.23	0.25	0.29	0.41
66	100	0.17	0.19	0.25	0.35	0.49	0.21	0.23	0.25	0.29	0.41
67	100	0.17	0.19	0.25	0.35	0.49	0.21	0.23	0.25	0.29	0.41
68	100	0.17	0.19	0.25	0.35	0.49	0.21	0.23	0.25	0.29	0.41
69	100	0.17	0.19	0.25	0.35	0.49	0.21	0.23	0.25	0.29	0.41

Table 16 – Income Protection cover and costs

(To Age 60 Benefit Period, 30/60/90 day Waiting Period)

Unit based cover
(Premiums effective from 31 May 2024)

Voluntary cover																
Waiting Period		30 days					60 days					90 days				
Benefit Period		To Age 60					To Age 60					To Age 60				
Cost per unit (unit = \$100) per week (\$) by occupation category* (see page 36).																
Age Last Birthday	Prof	WC	LM	BC	HM	Prof	WC	LM	BC	HM	Prof	WC	LM	BC	HM	
15	0.08	0.09	0.10	0.13	0.18	0.05	0.06	0.07	0.09	0.12	0.04	0.05	0.06	0.07	0.10	
16	0.08	0.09	0.10	0.13	0.18	0.05	0.06	0.07	0.09	0.12	0.04	0.05	0.06	0.07	0.10	
17	0.09	0.10	0.11	0.14	0.20	0.06	0.07	0.08	0.10	0.14	0.05	0.06	0.07	0.08	0.12	
18	0.10	0.11	0.13	0.16	0.23	0.07	0.08	0.09	0.11	0.16	0.06	0.06	0.07	0.09	0.13	
19	0.12	0.13	0.16	0.20	0.28	0.08	0.09	0.11	0.14	0.19	0.07	0.08	0.09	0.11	0.16	
20	0.14	0.16	0.19	0.23	0.33	0.10	0.11	0.13	0.16	0.23	0.08	0.09	0.11	0.13	0.19	
21	0.15	0.17	0.20	0.25	0.35	0.11	0.12	0.14	0.18	0.25	0.09	0.10	0.12	0.15	0.20	
22	0.17	0.19	0.23	0.29	0.40	0.12	0.14	0.16	0.20	0.28	0.10	0.11	0.13	0.17	0.23	
23	0.18	0.21	0.24	0.30	0.43	0.13	0.14	0.17	0.21	0.30	0.11	0.12	0.14	0.18	0.25	
24	0.19	0.22	0.26	0.32	0.45	0.14	0.15	0.18	0.23	0.32	0.11	0.13	0.15	0.19	0.26	
25	0.21	0.24	0.29	0.36	0.50	0.15	0.17	0.20	0.25	0.35	0.12	0.14	0.17	0.21	0.29	
26	0.23	0.26	0.30	0.38	0.53	0.16	0.18	0.21	0.26	0.37	0.13	0.15	0.17	0.22	0.31	
27	0.25	0.28	0.33	0.41	0.58	0.17	0.20	0.23	0.29	0.40	0.14	0.16	0.19	0.24	0.33	
28	0.26	0.29	0.34	0.43	0.60	0.18	0.20	0.24	0.30	0.42	0.15	0.17	0.20	0.25	0.35	
29	0.28	0.32	0.37	0.46	0.65	0.20	0.22	0.26	0.33	0.46	0.16	0.18	0.22	0.27	0.38	
30	0.30	0.34	0.40	0.50	0.70	0.21	0.24	0.28	0.35	0.49	0.17	0.20	0.23	0.29	0.41	
31	0.32	0.36	0.43	0.54	0.75	0.23	0.26	0.30	0.38	0.53	0.19	0.21	0.25	0.31	0.44	
32	0.34	0.39	0.46	0.57	0.80	0.24	0.27	0.32	0.40	0.56	0.20	0.23	0.27	0.33	0.46	
33	0.36	0.41	0.49	0.61	0.85	0.26	0.29	0.34	0.43	0.60	0.21	0.24	0.28	0.35	0.49	
34	0.39	0.44	0.51	0.64	0.90	0.27	0.31	0.36	0.45	0.63	0.22	0.25	0.30	0.37	0.52	
35	0.41	0.46	0.54	0.68	0.95	0.29	0.32	0.38	0.48	0.67	0.24	0.27	0.32	0.39	0.55	
36	0.43	0.49	0.57	0.72	1.00	0.30	0.34	0.40	0.50	0.70	0.25	0.28	0.33	0.42	0.58	
37	0.46	0.52	0.61	0.77	1.08	0.32	0.37	0.43	0.54	0.75	0.27	0.30	0.36	0.45	0.62	
38	0.50	0.57	0.67	0.84	1.18	0.35	0.40	0.47	0.59	0.82	0.29	0.33	0.39	0.49	0.68	
39	0.53	0.60	0.70	0.88	1.23	0.37	0.42	0.49	0.61	0.86	0.31	0.35	0.41	0.51	0.71	
40	0.55	0.62	0.73	0.91	1.28	0.38	0.43	0.51	0.64	0.89	0.32	0.36	0.42	0.53	0.74	
41	0.58	0.66	0.77	0.97	1.35	0.41	0.46	0.54	0.68	0.95	0.34	0.38	0.45	0.56	0.78	
42	0.60	0.68	0.80	1.00	1.40	0.42	0.48	0.56	0.70	0.98	0.35	0.40	0.46	0.58	0.81	
43	0.62	0.70	0.83	1.04	1.45	0.44	0.49	0.58	0.73	1.02	0.36	0.41	0.48	0.60	0.84	
44	0.64	0.73	0.86	1.07	1.50	0.45	0.51	0.60	0.75	1.05	0.37	0.42	0.50	0.62	0.87	
45	0.68	0.77	0.90	1.13	1.58	0.47	0.54	0.63	0.79	1.10	0.39	0.44	0.52	0.65	0.92	
46	0.70	0.79	0.93	1.16	1.63	0.49	0.55	0.65	0.81	1.14	0.40	0.46	0.54	0.67	0.94	
47	0.71	0.80	0.94	1.18	1.65	0.50	0.56	0.66	0.83	1.16	0.41	0.47	0.55	0.68	0.96	
48	0.72	0.81	0.96	1.20	1.68	0.50	0.57	0.67	0.84	1.17	0.42	0.47	0.56	0.70	0.97	
49	0.73	0.83	0.97	1.22	1.70	0.51	0.58	0.68	0.85	1.19	0.42	0.48	0.56	0.71	0.99	
50	0.74	0.84	0.99	1.23	1.73	0.52	0.59	0.69	0.86	1.21	0.43	0.49	0.57	0.72	1.00	
51	0.74	0.84	0.99	1.23	1.73	0.52	0.59	0.69	0.86	1.21	0.43	0.49	0.57	0.72	1.00	
52	0.73	0.83	0.97	1.22	1.70	0.51	0.58	0.68	0.85	1.19	0.42	0.48	0.56	0.71	0.99	
53	0.71	0.80	0.94	1.18	1.65	0.50	0.56	0.66	0.83	1.16	0.41	0.47	0.55	0.68	0.96	
54	0.68	0.77	0.90	1.13	1.58	0.47	0.54	0.63	0.79	1.10	0.39	0.44	0.52	0.65	0.92	
55	0.63	0.72	0.84	1.05	1.48	0.44	0.50	0.59	0.74	1.03	0.37	0.42	0.49	0.61	0.86	
56	0.59	0.67	0.79	0.98	1.38	0.41	0.47	0.55	0.69	0.96	0.34	0.39	0.46	0.57	0.80	
57	0.54	0.61	0.72	0.89	1.25	0.38	0.43	0.50	0.63	0.88	0.31	0.35	0.42	0.52	0.73	
58	0.46	0.52	0.61	0.77	1.08	0.32	0.37	0.43	0.54	0.75	0.27	0.30	0.36	0.45	0.62	
59	0.47	0.53	0.63	0.79	1.10	0.33	0.37	0.44	0.55	0.77	0.27	0.31	0.37	0.46	0.64	
60	0.49	0.56	0.66	0.82	1.15	0.35	0.39	0.46	0.58	0.81	0.29	0.32	0.38	0.48	0.67	
61	0.50	0.57	0.67	0.84	1.18	0.35	0.40	0.47	0.59	0.82	0.29	0.33	0.39	0.49	0.68	
62	0.53	0.60	0.70	0.88	1.23	0.37	0.42	0.49	0.61	0.86	0.31	0.35	0.41	0.51	0.71	
63	0.54	0.61	0.72	0.89	1.25	0.38	0.43	0.50	0.63	0.88	0.31	0.35	0.42	0.52	0.73	
64	0.56	0.63	0.74	0.93	1.30	0.39	0.44	0.52	0.65	0.91	0.32	0.37	0.43	0.54	0.76	
65	0.59	0.67	0.79	0.98	1.38	0.41	0.47	0.55	0.69	0.96	0.34	0.39	0.46	0.57	0.80	
66	0.61	0.69	0.82	1.02	1.43	0.43	0.48	0.57	0.71	1.00	0.35	0.40	0.47	0.59	0.83	
67	0.64	0.73	0.86	1.07	1.50	0.45	0.51	0.60	0.75	1.05	0.37	0.42	0.50	0.62	0.87	
68	0.66	0.75	0.89	1.11	1.55	0.47	0.53	0.62	0.78	1.09	0.39	0.44	0.51	0.64	0.90	
69	0.70	0.79	0.93	1.16	1.63	0.49	0.55	0.65	0.81	1.14	0.40	0.46	0.54	0.67	0.94	

*From 31 May 2024, Voluntary cover premiums for members with unit based cover is no longer rated by gender.

Table 17 (a) - Income Protection cover and costs

(To Age 60, Grandfathered Benefit Level)^

Unit based cover
(Premiums effective up to 31 May 2024)

Default cover								
Waiting Period		30 days			60 days		90 days	
Benefit Period		Age 60			Age 60		Age 60	
Age Last Birthday	Total \$ cover per month (5 units)	Value of 1 unit (\$)	Weekly \$ premium (5 units)	Weekly \$ premium (1 unit)	Weekly \$ premium (5 units)	Weekly \$ premium (1 unit)	Weekly \$ premium (5 units)	Weekly \$ premium (1 unit)
15	900	180	0.55	0.11	0.40	0.08	0.35	0.07
16	900	180	0.55	0.11	0.40	0.08	0.35	0.07
17	900	180	0.65	0.13	0.45	0.09	0.35	0.07
18	1,650	330	1.45	0.29	1.00	0.20	0.85	0.17
19	1,650	330	1.65	0.33	1.15	0.23	0.95	0.19
20	1,650	330	1.85	0.37	1.30	0.26	1.10	0.22
21	1,650	330	2.35	0.47	1.65	0.33	1.35	0.27
22	1,650	330	2.70	0.54	1.90	0.38	1.60	0.32
23	1,650	330	2.85	0.57	2.00	0.40	1.65	0.33
24	1,650	330	3.30	0.66	2.30	0.46	1.90	0.38
25	2,550	510	6.50	1.30	4.55	0.91	3.80	0.76
26	2,550	510	7.45	1.49	5.20	1.04	4.30	0.86
27	2,550	510	8.80	1.76	6.15	1.23	5.10	1.02
28	2,550	510	10.30	2.06	7.20	1.44	6.00	1.20
29	2,550	510	12.25	2.45	8.55	1.71	7.10	1.42
30	2,550	510	14.65	2.93	10.25	2.05	8.50	1.70
31	2,550	510	15.95	3.19	11.15	2.23	9.25	1.85
32	2,550	510	15.95	3.19	11.15	2.23	9.25	1.85
33	2,550	510	15.95	3.19	11.15	2.23	9.25	1.85
34	2,550	510	15.95	3.19	11.15	2.23	9.25	1.85
35	2,550	510	22.45	4.49	15.70	3.14	13.05	2.61
36	2,550	510	23.15	4.63	16.20	3.24	13.45	2.69
37	2,550	510	23.15	4.63	16.20	3.24	13.45	2.69
38	2,550	510	23.15	4.63	16.20	3.24	13.45	2.69
39	2,550	510	23.15	4.63	16.20	3.24	13.45	2.69
40	2,550	510	23.15	4.63	16.20	3.24	13.45	2.69
41	2,550	510	23.15	4.63	16.20	3.24	13.45	2.69
42	2,550	510	23.15	4.63	16.20	3.24	13.45	2.69
43	2,550	510	23.15	4.63	16.20	3.24	13.45	2.69
44	2,550	510	23.15	4.63	16.20	3.24	13.45	2.69
45	2,700	540	17.45	3.49	12.20	2.44	10.15	2.03
46	2,700	540	17.45	3.49	12.20	2.44	10.15	2.03
47	2,700	540	17.45	3.49	12.20	2.44	10.15	2.03
48	2,700	540	17.45	3.49	12.20	2.44	10.15	2.03
49	2,700	540	17.45	3.49	12.20	2.44	10.15	2.03
50	2,800	560	17.45	3.49	12.20	2.44	10.15	2.03
51	2,800	560	17.45	3.49	12.20	2.44	10.15	2.03
52	2,800	560	17.45	3.49	12.20	2.44	10.15	2.03
53	2,800	560	17.45	3.49	12.20	2.44	10.15	2.03
54	2,800	560	17.45	3.49	12.20	2.44	10.15	2.03
55	2,800	560	17.45	3.49	12.20	2.44	10.15	2.03
56	2,800	560	17.45	3.49	12.20	2.44	10.15	2.03
57	2,800	560	17.45	3.49	12.20	2.44	10.15	2.03
58	2,800	560	11.65	2.33	8.15	1.63	6.75	1.35
59	2,800	560	13.80	2.76	9.65	1.93	8.00	1.60
60	2,750	550	15.95	3.19	11.15	2.23	9.25	1.85
61	2,750	550	16.85	3.37	11.80	2.36	9.80	1.96
62	2,750	550	16.85	3.37	11.80	2.36	9.80	1.96
63	2,750	550	16.85	3.37	11.80	2.36	9.80	1.96
64	2,750	550	16.85	3.37	11.80	2.36	9.80	1.96
65	2,750	550	16.85	3.37	11.80	2.36	9.80	1.96
66	2,750	550	16.85	3.37	11.80	2.36	9.80	1.96
67	2,750	550	16.85	3.37	11.80	2.36	9.80	1.96
68	2,750	550	16.85	3.37	11.80	2.36	9.80	1.96
69	2,750	550	16.85	3.37	11.80	2.36	9.80	1.96

^This is only available to members who were insured for IP on the Age 60 Benefit Period prior to 1 April 2020 and have maintained this cover and benefit design.

Table 17 (b) - Income Protection cover and costs
(To Age 60, Grandfathered Benefit Level)*

Unit based cover
(Premiums effective from 31 May 2024)

Default cover								
Waiting Period	30 days				60 days		90 days	
Benefit Period	Age 60				Age 60		Age 60	
Age Last Birthday	Total \$ cover per month (5 units)	Value of 1 unit (\$)	Weekly \$ premium (5 units)	Weekly \$ premium (1 unit)	Weekly \$ premium (5 units)	Weekly \$ premium (1 unit)	Weekly \$ premium (5 units)	Weekly \$ premium (1 unit)
15	900	180	0.85	0.17	0.60	0.12	0.50	0.10
16	900	180	0.85	0.17	0.60	0.12	0.50	0.10
17	900	180	1.00	0.20	0.70	0.14	0.60	0.12
18	1,650	330	2.15	0.43	1.50	0.30	1.25	0.25
19	1,650	330	2.50	0.50	1.75	0.35	1.45	0.29
20	1,650	330	2.95	0.59	2.05	0.41	1.70	0.34
21	1,650	330	3.35	0.67	2.35	0.47	1.95	0.39
22	1,650	330	3.80	0.76	2.65	0.53	2.20	0.44
23	1,650	330	4.10	0.82	2.85	0.57	2.35	0.47
24	1,650	330	4.35	0.87	3.05	0.61	2.55	0.51
25	2,550	510	7.15	1.43	5.00	1.00	4.15	0.83
26	2,550	510	7.60	1.52	5.30	1.06	4.40	0.88
27	2,550	510	8.20	1.64	5.75	1.15	4.75	0.95
28	2,550	510	8.65	1.73	6.05	1.21	5.00	1.00
29	2,550	510	9.50	1.90	6.65	1.33	5.50	1.10
30	2,550	510	10.15	2.03	7.10	1.42	5.90	1.18
31	2,550	510	10.80	2.16	7.55	1.51	6.25	1.25
32	2,550	510	11.60	2.32	8.10	1.62	6.70	1.34
33	2,550	510	12.30	2.46	8.60	1.72	7.15	1.43
34	2,550	510	13.00	2.60	9.10	1.82	7.55	1.51
35	2,550	510	13.75	2.75	9.60	1.92	7.95	1.59
36	2,550	510	14.75	2.95	10.30	2.06	8.55	1.71
37	2,550	510	15.85	3.17	11.10	2.22	9.20	1.84
38	2,550	510	17.00	3.40	11.90	2.38	9.90	1.98
39	2,550	510	17.80	3.56	12.45	2.49	10.35	2.07
40	2,550	510	18.50	3.70	12.95	2.59	10.75	2.15
41	2,550	510	19.50	3.90	13.65	2.73	11.35	2.27
42	2,550	510	20.45	4.09	14.30	2.86	11.85	2.37
43	2,550	510	21.30	4.26	14.90	2.98	12.35	2.47
44	2,550	510	22.00	4.40	15.40	3.08	12.80	2.56
45	2,700	540	24.15	4.83	16.90	3.38	14.05	2.81
46	2,700	540	24.95	4.99	17.45	3.49	14.50	2.90
47	2,700	540	25.55	5.11	17.85	3.57	14.80	2.96
48	2,700	540	25.95	5.19	18.15	3.63	15.05	3.01
49	2,700	540	26.40	5.28	18.45	3.69	15.30	3.06
50	2,800	560	27.55	5.51	19.25	3.85	16.00	3.20
51	2,800	560	27.45	5.49	19.20	3.84	15.95	3.19
52	2,800	560	27.05	5.41	18.90	3.78	15.70	3.14
53	2,800	560	26.25	5.25	18.35	3.67	15.25	3.05
54	2,800	560	25.05	5.01	17.50	3.50	14.55	2.91
55	2,800	560	23.45	4.69	16.40	3.28	13.60	2.72
56	2,800	560	21.90	4.38	15.30	3.06	12.70	2.54
57	2,800	560	19.95	3.99	13.95	2.79	11.60	2.32
58	2,800	560	17.35	3.47	12.15	2.43	10.10	2.02
59	2,800	560	17.80	3.56	12.45	2.49	10.35	2.07
60	2,750	550	17.95	3.59	12.55	2.51	10.40	2.08
61	2,750	550	18.45	3.69	12.90	2.58	10.70	2.14
62	2,750	550	19.10	3.82	13.35	2.67	11.10	2.22
63	2,750	550	19.80	3.96	13.85	2.77	11.50	2.30
64	2,750	550	20.60	4.12	14.40	2.88	11.95	2.39
65	2,750	550	21.45	4.29	15.00	3.00	12.45	2.49
66	2,750	550	22.40	4.48	15.65	3.13	13.00	2.60
67	2,750	550	23.40	4.68	16.35	3.27	13.55	2.71
68	2,750	550	24.50	4.90	17.15	3.43	14.25	2.85
69	2,750	550	25.60	5.12	17.90	3.58	14.85	2.97

*This is only available to members who were insured for IP on the Age 60 Benefit Period prior to 1 April 2020 and have maintained this cover and benefit design.

Table 18 (a) - Income Protection cover and costs
 (5 year Benefit Period, Grandfathered Benefit Level)^

Unit based cover
 (Premiums effective up to 31 May 2024)

Default cover								
Waiting Period	30 days				60 days		90 days	
Benefit Period	5 Years				5 Years		5 Years	
Age Last Birthday	Total \$ cover per month (5 units)	Value of 1 unit (\$)	Weekly \$ premium (5 units)	Weekly \$ premium (1 unit)	Weekly \$ premium (5 units)	Weekly \$ premium (1 unit)	Weekly \$ premium (5 units)	Weekly \$ premium (1 unit)
15	900	180	0.35	0.07	0.25	0.05	0.20	0.04
16	900	180	0.35	0.07	0.25	0.05	0.20	0.04
17	900	180	0.35	0.07	0.25	0.05	0.20	0.04
18	1,650	330	0.70	0.14	0.50	0.10	0.40	0.08
19	1,650	330	0.70	0.14	0.50	0.10	0.40	0.08
20	1,650	330	0.70	0.14	0.50	0.10	0.40	0.08
21	1,650	330	0.70	0.14	0.50	0.10	0.40	0.08
22	1,650	330	0.70	0.14	0.50	0.10	0.40	0.08
23	1,650	330	0.70	0.14	0.50	0.10	0.40	0.08
24	1,650	330	0.85	0.17	0.60	0.12	0.50	0.10
25	2,550	510	1.70	0.34	1.20	0.24	1.00	0.20
26	2,550	510	2.35	0.47	1.65	0.33	1.35	0.27
27	2,550	510	3.05	0.61	2.15	0.43	1.80	0.36
28	2,550	510	3.70	0.74	2.60	0.52	2.15	0.43
29	2,550	510	4.10	0.82	2.85	0.57	2.35	0.47
30	2,550	510	4.35	0.87	3.05	0.61	2.55	0.51
31	2,550	510	4.60	0.92	3.20	0.64	2.65	0.53
32	2,550	510	4.95	0.99	3.45	0.69	2.85	0.57
33	2,550	510	5.35	1.07	3.75	0.75	3.10	0.62
34	2,550	510	5.95	1.19	4.15	0.83	3.45	0.69
35	2,550	510	6.80	1.36	4.75	0.95	3.95	0.79
36	2,550	510	7.70	1.54	5.40	1.08	4.50	0.90
37	2,550	510	8.65	1.73	6.05	1.21	5.00	1.00
38	2,550	510	10.10	2.02	7.05	1.41	5.85	1.17
39	2,550	510	10.85	2.17	7.60	1.52	6.30	1.26
40	2,550	510	12.00	2.40	8.40	1.68	6.95	1.39
41	2,550	510	12.30	2.46	8.60	1.72	7.15	1.43
42	2,550	510	13.25	2.65	9.25	1.85	7.70	1.54
43	2,550	510	13.85	2.77	9.70	1.94	8.05	1.61
44	2,550	510	15.50	3.10	10.85	2.17	9.00	1.80
45	2,700	540	15.75	3.15	11.00	2.20	9.15	1.83
46	2,700	540	15.75	3.15	11.00	2.20	9.15	1.83
47	2,700	540	15.75	3.15	11.00	2.20	9.15	1.83
48	2,700	540	15.75	3.15	11.00	2.20	9.15	1.83
49	2,700	540	15.75	3.15	11.00	2.20	9.15	1.83
50	2,800	560	15.75	3.15	11.00	2.20	9.15	1.83
51	2,800	560	15.75	3.15	11.00	2.20	9.15	1.83
52	2,800	560	15.75	3.15	11.00	2.20	9.15	1.83
53	2,800	560	15.75	3.15	11.00	2.20	9.15	1.83
54	2,800	560	15.75	3.15	11.00	2.20	9.15	1.83
55	2,800	560	15.75	3.15	11.00	2.20	9.15	1.83
56	2,800	560	17.45	3.49	12.20	2.44	10.15	2.03
57	2,800	560	17.45	3.49	12.20	2.44	10.15	2.03
58	2,800	560	11.65	2.33	8.15	1.63	6.75	1.35
59	2,800	560	13.80	2.76	9.65	1.93	8.00	1.60
60	2,750	550	15.95	3.19	11.15	2.23	9.25	1.85
61	2,750	550	16.85	3.37	11.80	2.36	9.80	1.96
62	2,750	550	16.85	3.37	11.80	2.36	9.80	1.96
63	2,750	550	16.85	3.37	11.80	2.36	9.80	1.96
64	2,750	550	16.85	3.37	11.80	2.36	9.80	1.96
65	2,750	550	16.85	3.37	11.80	2.36	9.80	1.96
66	2,750	550	16.85	3.37	11.80	2.36	9.80	1.96
67	2,750	550	16.85	3.37	11.80	2.36	9.80	1.96
68	2,750	550	16.85	3.37	11.80	2.36	9.80	1.96
69	2,750	550	16.85	3.37	11.80	2.36	9.80	1.96

^This is only available to members who were insured for IP on the Age 60 Benefit Period prior to 1 April 2020 and have maintained this cover and benefit design.

Table 18 (b) - Income Protection cover and costs
 (5 year Benefit Period, Grandfathered Benefit Level)^

Unit based cover
 (Premiums effective from 31 May 2024)

Default cover								
Waiting Period	30 days				60 days		90 days	
Benefit Period	5 Years				5 Years		5 Years	
Age Last Birthday	Total \$ cover per month (5 units)	Value of 1 unit (\$)	Weekly \$ premium (5 units)	Weekly \$ premium (1 unit)	Weekly \$ premium (5 units)	Weekly \$ premium (1 unit)	Weekly \$ premium (5 units)	Weekly \$ premium (1 unit)
15	900	180	0.20	0.04	0.15	0.03	0.10	0.02
16	900	180	0.30	0.06	0.20	0.04	0.15	0.03
17	900	180	0.30	0.06	0.20	0.04	0.15	0.03
18	1,650	330	0.55	0.11	0.40	0.08	0.35	0.07
19	1,650	330	0.55	0.11	0.40	0.08	0.35	0.07
20	1,650	330	0.55	0.11	0.40	0.08	0.35	0.07
21	1,650	330	0.65	0.13	0.45	0.09	0.35	0.07
22	1,650	330	0.70	0.14	0.50	0.10	0.40	0.08
23	1,650	330	0.70	0.14	0.50	0.10	0.40	0.08
24	1,650	330	0.85	0.17	0.60	0.12	0.50	0.10
25	2,550	510	1.55	0.31	1.10	0.22	0.90	0.18
26	2,550	510	1.85	0.37	1.30	0.26	1.10	0.22
27	2,550	510	2.30	0.46	1.60	0.32	1.35	0.27
28	2,550	510	2.55	0.51	1.80	0.36	1.50	0.30
29	2,550	510	3.00	0.60	2.10	0.42	1.75	0.35
30	2,550	510	3.20	0.64	2.25	0.45	1.85	0.37
31	2,550	510	3.60	0.72	2.50	0.50	2.10	0.42
32	2,550	510	4.00	0.80	2.80	0.56	2.30	0.46
33	2,550	510	4.45	0.89	3.10	0.62	2.55	0.51
34	2,550	510	4.95	0.99	3.45	0.69	2.85	0.57
35	2,550	510	5.35	1.07	3.75	0.75	3.10	0.62
36	2,550	510	5.85	1.17	4.10	0.82	3.40	0.68
37	2,550	510	6.35	1.27	4.45	0.89	3.70	0.74
38	2,550	510	6.95	1.39	4.85	0.97	4.05	0.81
39	2,550	510	7.50	1.50	5.25	1.05	4.35	0.87
40	2,550	510	7.95	1.59	5.55	1.11	4.60	0.92
41	2,550	510	8.60	1.72	6.00	1.20	5.00	1.00
42	2,550	510	9.30	1.86	6.50	1.30	5.40	1.08
43	2,550	510	10.10	2.02	7.05	1.41	5.85	1.17
44	2,550	510	10.75	2.15	7.50	1.50	6.25	1.25
45	2,700	540	12.10	2.42	8.45	1.69	7.00	1.40
46	2,700	540	12.80	2.56	8.95	1.79	7.45	1.49
47	2,700	540	13.85	2.77	9.70	1.94	8.05	1.61
48	2,700	540	15.30	3.06	10.70	2.14	8.90	1.78
49	2,700	540	16.80	3.36	11.75	2.35	9.75	1.95
50	2,800	560	19.25	3.85	13.45	2.69	11.15	2.23
51	2,800	560	21.15	4.23	14.80	2.96	12.30	2.46
52	2,800	560	23.15	4.63	16.20	3.24	13.45	2.69
53	2,800	560	25.10	5.02	17.55	3.51	14.55	2.91
54	2,800	560	26.80	5.36	18.75	3.75	15.55	3.11
55	2,800	560	28.15	5.63	19.70	3.94	16.35	3.27
56	2,800	560	28.95	5.79	20.25	4.05	16.80	3.36
57	2,800	560	29.10	5.82	20.35	4.07	16.90	3.38
58	2,800	560	17.35	3.47	12.15	2.43	10.10	2.02
59	2,800	560	17.80	3.56	12.45	2.49	10.35	2.07
60	2,750	550	17.95	3.59	12.55	2.51	10.40	2.08
61	2,750	550	18.45	3.69	12.90	2.58	10.70	2.14
62	2,750	550	19.10	3.82	13.35	2.67	11.10	2.22
63	2,750	550	19.80	3.96	13.85	2.77	11.50	2.30
64	2,750	550	20.60	4.12	14.40	2.88	11.95	2.39
65	2,750	550	21.45	4.29	15.00	3.00	12.45	2.49
66	2,750	550	22.40	4.48	15.65	3.13	13.00	2.60
67	2,750	550	23.40	4.68	16.35	3.27	13.55	2.71
68	2,750	550	24.50	4.90	17.15	3.43	14.25	2.85
69	2,750	550	25.60	5.12	17.90	3.58	14.85	2.97

^This is only available to members who were insured for IP on the Age 60 Benefit Period prior to 1 April 2020 and have maintained this cover and benefit design.

We're here to help

🔗 rest.com.au

🗨️ **Live Chat at rest.com.au**

Monday to Friday 8am - 8pm AEST
Saturday 9am - 5pm AEST

☎️ **1300 300 778**

Monday to Friday 8am - 8pm AEST

**Download the
Rest App**



by scanning the
QR code with your
smartphone camera.

